

parental
questionnaire



Lancashire Parental Questionnaire Primary Analysis 2018/19

Confidential to the School

Carnforth Christ Church. CofE. Voluntary Aided Primary School

Lancashire School Number: 01028

DfE Number: 888 3519

Contents

| Description | Page |
|---|------|
| Return Rates for Project and School | 3 |
| Key Stage 1 5% Summary | 4 |
| Key Stage 2 5% Summary | 5 |
| Positive Responses by Question | 6 |
| School Responses by Question | 7 |
| Question 1 My child enjoys school. | 8 |
| Question 2 My child is making good progress in school. | 9 |
| Question 3 Children behave well in the school. | 10 |
| Question 4 The school helps me to support my child's learning at home. E.g. with homework | 11 |
| Question 5 I feel welcome in the school. | 12 |
| Question 6 My child is always learning new things in school. | 13 |
| Question 7 I am kept well informed about my child's progress. | 14 |
| Question 8 The school takes account of my questions, suggestions or concerns. | 15 |
| Question 9 My child knows what he/she has to do to improve. | 16 |
| Question 10 The school expects my child to work hard and achieve his or her best. | 17 |
| Question 11 The school works in close partnership with parents. | 18 |
| Question 12 The school is helping my child to become mature, responsible and independent. | 19 |
| Question 13 The school provides a range of "extra" activities outside lesson time. | 20 |
| Question 14 My child is safe and well cared for at school. | 21 |
| Question 15 The school values children's views/opinions. | 22 |
| Question 16 My child is not bullied or harassed at school. | 23 |
| Question 17 The school is well led and managed. | 24 |
| Question 18 My child is treated fairly. | 25 |
| Question 22 The school has an effective system for rewarding good behaviour and work. | 26 |
| Question 30 I am happy with the religious aspect of school life which the school offers. | 27 |
| Question 36 I would recommend this school to a friend. | 28 |
| Question 38 Encourages my child to develop skills and talents. | 29 |
| Question 39 Helps my child to understand a "healthy lifestyle". | 30 |
| Questions 1 - 6 Question Level full breakdown | 31 |
| Questions 7 - 12 Question Level full breakdown | 32 |
| Questions 13 - 18 Question Level full breakdown | 33 |
| Questions Chosen from Bank - Question Level full breakdown | 34 |

Return Rates for Project and School

| Number of Primary Schools in Project | |
|--------------------------------------|--------------------|
| Year | Schools in Project |
| 2018/19 | 53 |
| 2017/18 | 68 |
| 2016/17 | 76 |

| All Primary Schools | | | |
|---------------------|-------------------|-----------------------|------------|
| Year | Total Papers Sent | Total Papers Returned | % Returned |
| 2018/19 | 12402 | 3216 | 25.9 |
| 2017/18 | 14123 | 4011 | 28.4 |
| 2016/17 | 16046 | 4379 | 27.3 |

| School* | | | |
|---------|-------------------|-----------------------|------------|
| Year | Total Papers Sent | Total Papers Returned | % Returned |
| 2018/19 | 103 | 47 | 45.6 |
| 2016/17 | 95 | 27 | 28.4 |
| | | | |

Remember that in your school you may have very few parents who responded (perhaps because yours is a small school), and/or that some of the later questions chosen from the bank of questions may have only been chosen by a few schools, making the numbers lower and less reliable in the statistical sense. The numbers in each group are indicated on the tables. In some cases therefore, one or two parental responses can move you very quickly up or down in the rankings, which do not take cohort numbers into account. The colours are simply to draw your attention to a question or questions. Please note that the positive and negative columns do not add up to 100% because some parents did not respond to the questions.

Key Stage 1 5% Summary

| Qno | School Table | | | Project Results | |
|-----|--------------|------|-------|-----------------|------|
| | %Pos | %Neg | %Rank | %Pos | %Neg |
| 1 | 95.0 | 5.0 | 69 | 95.9 | 1.4 |
| 2 | 95.0 | 0.0 | 58 | 94.2 | 0.8 |
| 3 | 100.0 | 0.0 | 1 | 92.7 | 1.5 |
| 4 | 100.0 | 0.0 | 1 | 91.9 | 2.3 |
| 5 | 100.0 | 0.0 | 1 | 95.8 | 1.1 |
| 6 | 95.0 | 0.0 | 67 | 95.6 | 0.3 |
| 7 | 80.0 | 15.0 | 65 | 84.6 | 8.1 |
| 8 | 95.0 | 0.0 | 18 | 85.5 | 2.5 |
| 9 | 85.0 | 5.0 | 40 | 79.2 | 4.8 |
| 10 | 95.0 | 0.0 | 64 | 95.2 | 0.3 |
| 11 | 95.0 | 0.0 | 27 | 88.0 | 5.3 |
| 12 | 100.0 | 0.0 | 1 | 94.9 | 0.8 |
| 13 | 95.0 | 0.0 | 18 | 77.8 | 10.5 |
| 14 | 100.0 | 0.0 | 1 | 97.4 | 0.2 |
| 15 | 90.0 | 0.0 | 51 | 87.6 | 1.0 |
| 16 | 85.0 | 10.0 | 87 | 91.3 | 3.0 |
| 17 | 100.0 | 0.0 | 1 | 95.1 | 1.1 |
| 18 | 95.0 | 5.0 | 60 | 95.3 | 0.8 |
| 22 | 100.0 | 0.0 | 1 | 92.4 | 1.3 |
| 30 | 100.0 | 0.0 | 1 | 97.4 | 0.9 |
| 36 | 100.0 | 0.0 | 1 | 95.8 | 0.4 |
| 38 | 100.0 | 0.0 | 1 | 83.0 | 3.2 |
| 39 | 100.0 | 0.0 | 1 | 95.2 | 1.0 |



Parental responses fall within the lower 5% of the project

Parental responses fall within the upper 5% of the project

Key Stage 2 5% Summary

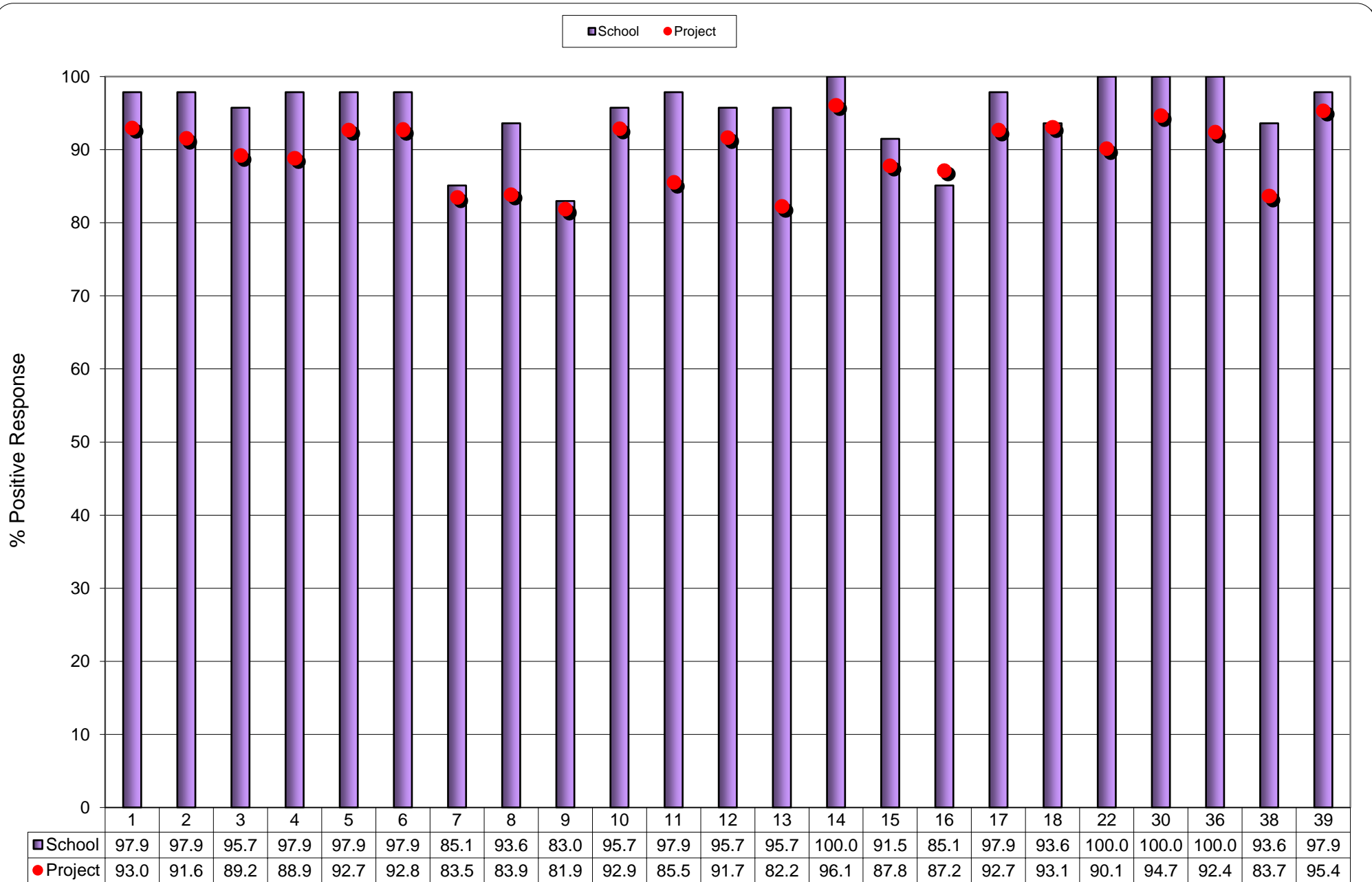
| Qno | School Table | | | Project Results | |
|-----|--------------|------|-------|-----------------|------|
| | %Pos | %Neg | %Rank | %Pos | %Neg |
| 1 | 100.0 | 0.0 | 1 | 96.0 | 2.1 |
| 2 | 100.0 | 0.0 | 1 | 95.0 | 2.2 |
| 3 | 91.7 | 4.2 | 62 | 91.2 | 3.1 |
| 4 | 95.8 | 0.0 | 29 | 91.2 | 4.8 |
| 5 | 95.8 | 4.2 | 60 | 96.1 | 1.4 |
| 6 | 100.0 | 0.0 | 1 | 95.9 | 1.1 |
| 7 | 87.5 | 8.3 | 55 | 87.2 | 8.2 |
| 8 | 91.7 | 4.2 | 33 | 87.3 | 4.1 |
| 9 | 79.2 | 16.7 | 89 | 88.5 | 4.1 |
| 10 | 95.8 | 0.0 | 64 | 96.9 | 0.7 |
| 11 | 100.0 | 0.0 | 1 | 88.1 | 6.7 |
| 12 | 91.7 | 4.2 | 76 | 94.2 | 1.8 |
| 13 | 95.8 | 0.0 | 27 | 88.8 | 7.1 |
| 14 | 100.0 | 0.0 | 1 | 98.0 | 0.7 |
| 15 | 91.7 | 0.0 | 55 | 90.8 | 2.4 |
| 16 | 83.3 | 12.5 | 67 | 87.2 | 6.3 |
| 17 | 95.8 | 0.0 | 58 | 93.8 | 2.7 |
| 18 | 91.7 | 4.2 | 73 | 94.4 | 2.2 |
| 22 | 100.0 | 0.0 | 1 | 93.9 | 2.0 |
| 30 | 100.0 | 0.0 | 1 | 95.0 | 2.1 |
| 36 | 100.0 | 0.0 | 1 | 94.7 | 2.2 |
| 38 | 87.5 | 0.0 | 33 | 84.8 | 4.6 |
| 39 | 95.8 | 0.0 | 71 | 95.7 | 1.4 |



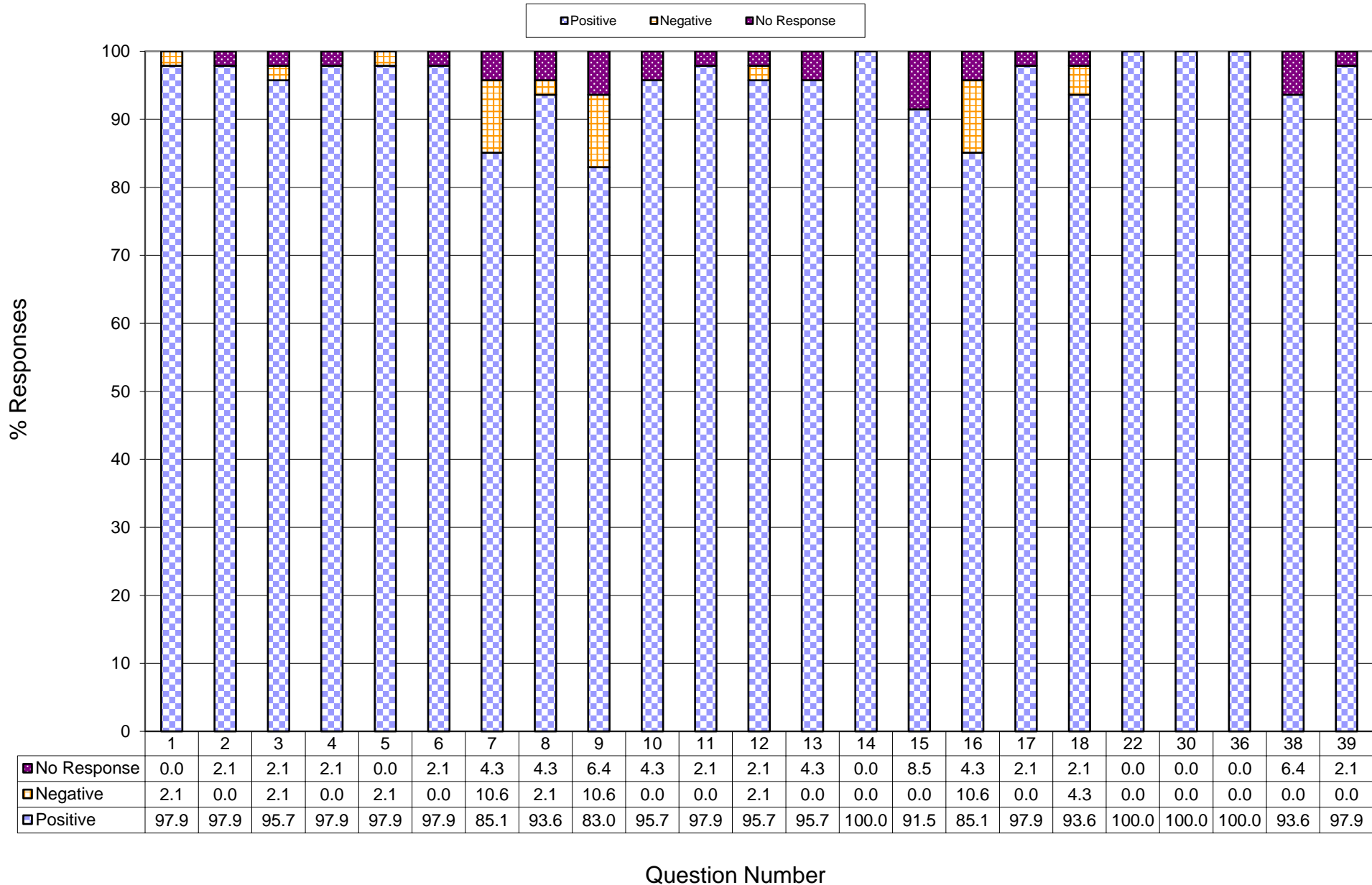
Parental responses fall within the lower 5% of the project

Parental responses fall within the upper 5% of the project

Positive Responses by Question (KS1 and KS2)



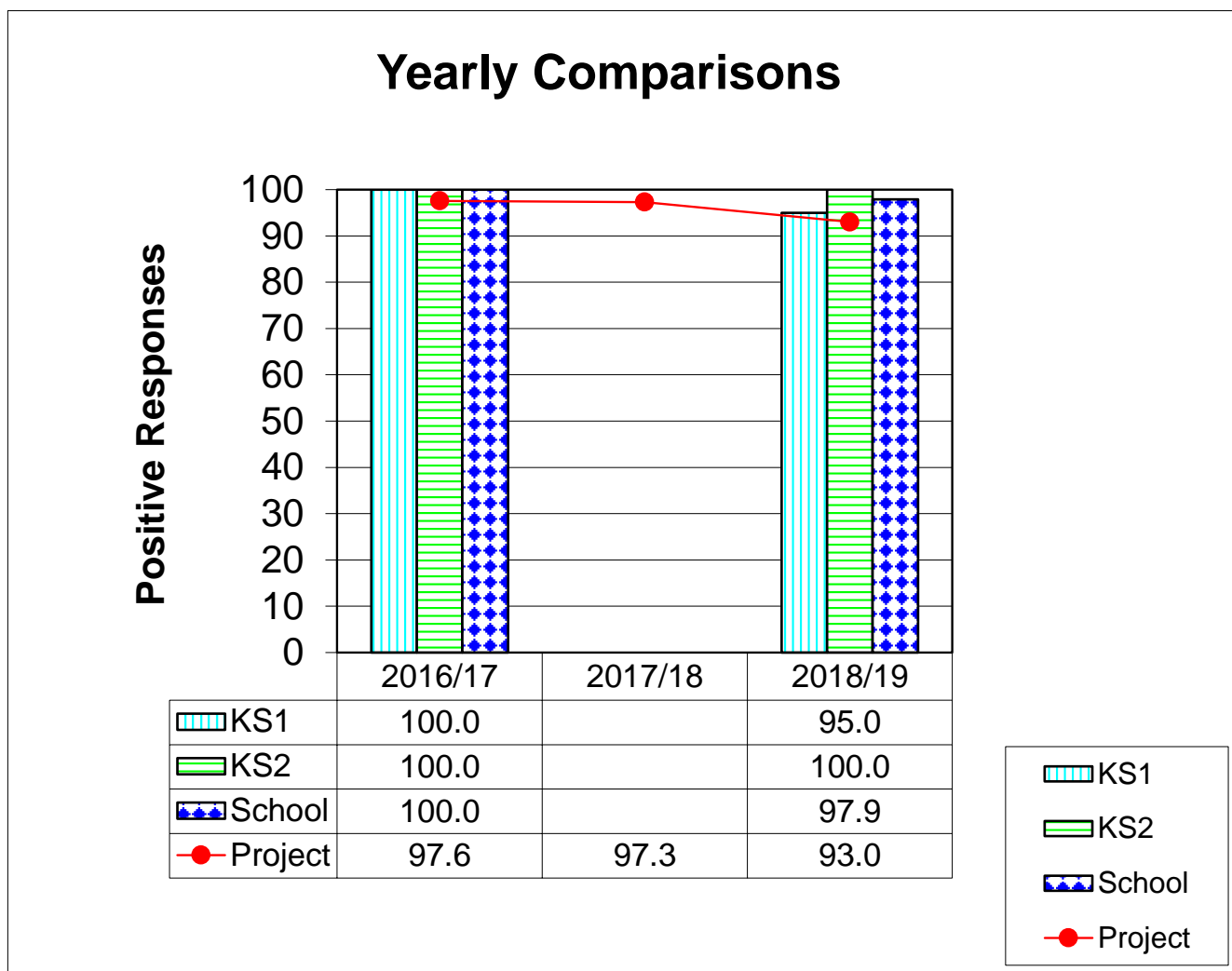
Responses by Question (KS1 and KS2)



Question 1 My child enjoys school.


| Year | Year Group | School | | | | | Project | | |
|---------|------------|--------|-------|-------|----------|-----------|---------|-------|-------|
| | | No. | % Pos | % Neg | % No Res | %ile Rank | No. | % Pos | % Neg |
| 2018/19 | KS1 | 20 | 95.0 | 5.0 | 0.0 | 69 | 1425 | 95.9 | 1.4 |
| | KS2 | 24 | 100.0 | 0.0 | 0.0 | 1 | 1474 | 96.0 | 2.1 |
| | School | 47 | 97.9 | 2.1 | 0.0 | 27 | 3216 | 93.0 | 1.7 |
| 2017/18 | KS1 | | | | | | 1981 | 97.9 | 1.1 |
| | KS2 | | | | | | 1946 | 97.0 | 2.2 |
| | School | | | | | | 4010 | 97.3 | 1.6 |
| 2016/17 | KS1 | 16 | 100.0 | 0.0 | 0.0 | 1 | 1909 | 98.5 | 0.5 |
| | KS2 | 11 | 100.0 | 0.0 | 0.0 | 1 | 2154 | 97.4 | 1.7 |
| | School | 27 | 100.0 | 0.0 | 0.0 | 1 | 4379 | 97.6 | 1.1 |

Parental responses fall within the lower 5% of the project
 Parental responses fall within the upper 5% of the project

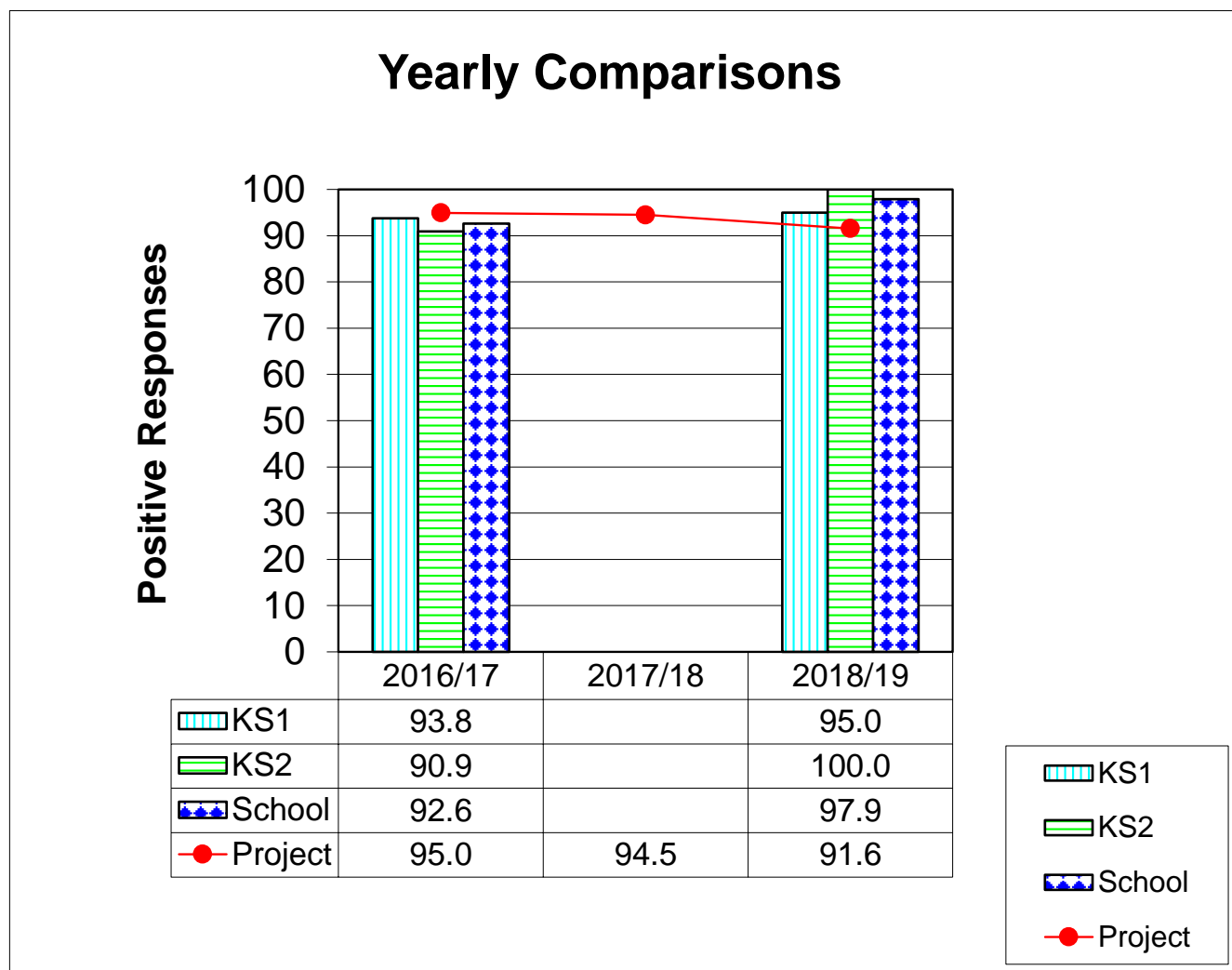


Question 2 My child is making good progress in school.

| Year | Year Group | School | | | | | Project | | |
|---------|------------|--------|-------|-------|----------|-----------|---------|-------|-------|
| | | No. | % Pos | % Neg | % No Res | %ile Rank | No. | % Pos | % Neg |
| 2018/19 | KS1 | 20 | 95.0 | 0.0 | 5.0 | 58 | 1425 | 94.2 | 0.8 |
| | KS2 | 24 | 100.0 | 0.0 | 0.0 | 1 | 1474 | 95.0 | 2.2 |
| | School | 47 | 97.9 | 0.0 | 2.1 | 15 | 3216 | 91.6 | 1.5 |
| 2017/18 | KS1 | | | | | | 1981 | 94.7 | 1.5 |
| | KS2 | | | | | | 1946 | 94.4 | 2.9 |
| | School | | | | | | 4010 | 94.5 | 2.2 |
| 2016/17 | KS1 | 16 | 93.8 | 0.0 | 6.3 | 63 | 1909 | 94.8 | 1.0 |
| | KS2 | 11 | 90.9 | 9.1 | 0.0 | 85 | 2154 | 95.9 | 2.0 |
| | School | 27 | 92.6 | 3.7 | 3.7 | 75 | 4379 | 95.0 | 1.5 |



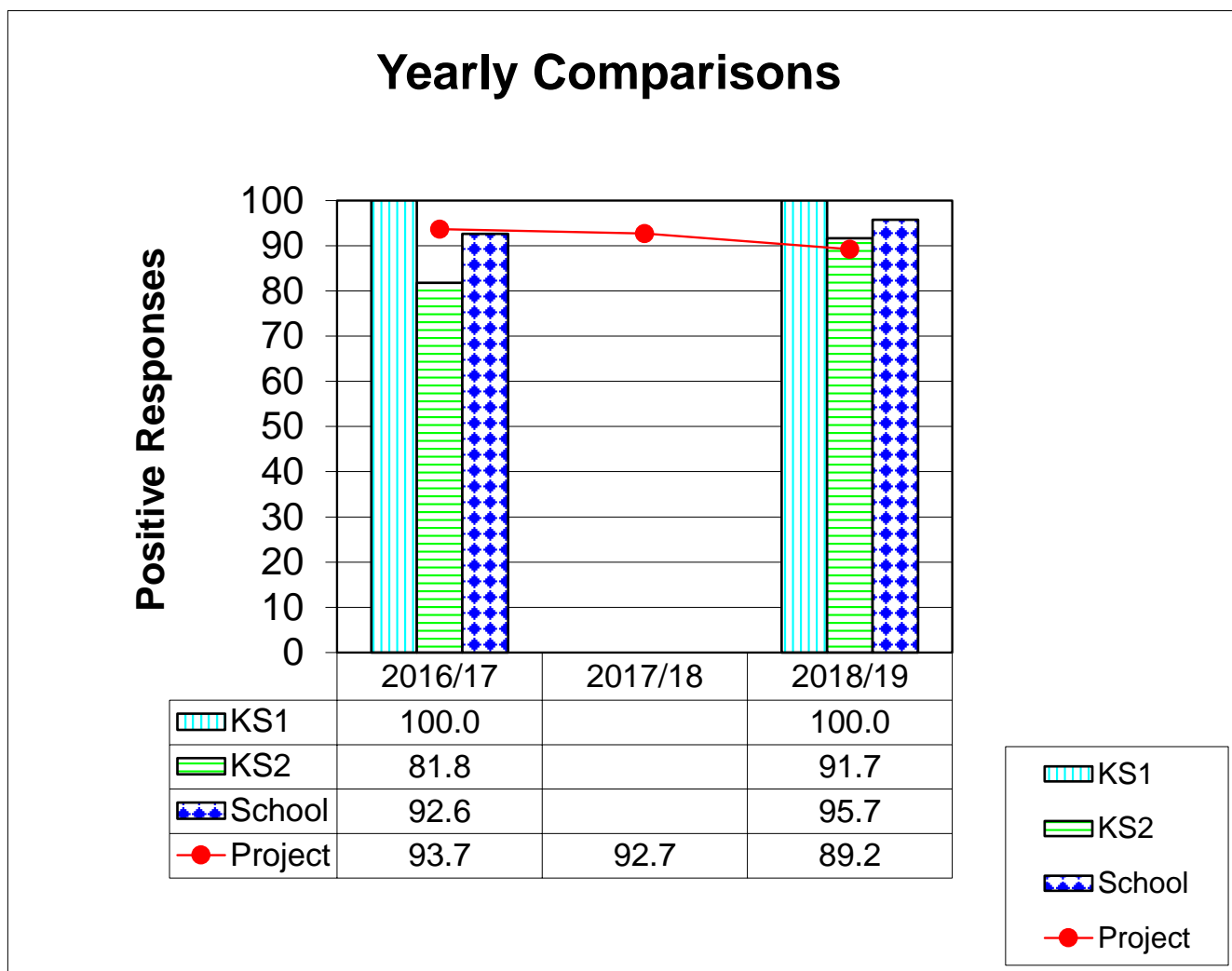
Parental responses fall within the lower 5% of the project
 Parental responses fall within the upper 5% of the project



Question 3 Children behave well in the school.

| Year | Year Group | School | | | | | Project | | |
|---------|------------|--------|-------|-------|----------|-----------|---------|-------|-------|
| | | No. | % Pos | % Neg | % No Res | %ile Rank | No. | % Pos | % Neg |
| 2018/19 | KS1 | 20 | 100.0 | 0.0 | 0.0 | 1 | 1425 | 92.7 | 1.5 |
| | KS2 | 24 | 91.7 | 4.2 | 4.2 | 62 | 1474 | 91.2 | 3.1 |
| | School | 47 | 95.7 | 2.1 | 2.1 | 23 | 3216 | 89.2 | 2.3 |
| 2017/18 | KS1 | | | | | | 1981 | 92.5 | 1.9 |
| | KS2 | | | | | | 1946 | 93.0 | 3.5 |
| | School | | | | | | 4010 | 92.7 | 2.7 |
| 2016/17 | KS1 | 16 | 100.0 | 0.0 | 0.0 | 1 | 1909 | 93.8 | 2.0 |
| | KS2 | 11 | 81.8 | 9.1 | 9.1 | 94 | 2154 | 94.2 | 2.6 |
| | School | 27 | 92.6 | 3.7 | 3.7 | 58 | 4379 | 93.7 | 2.3 |

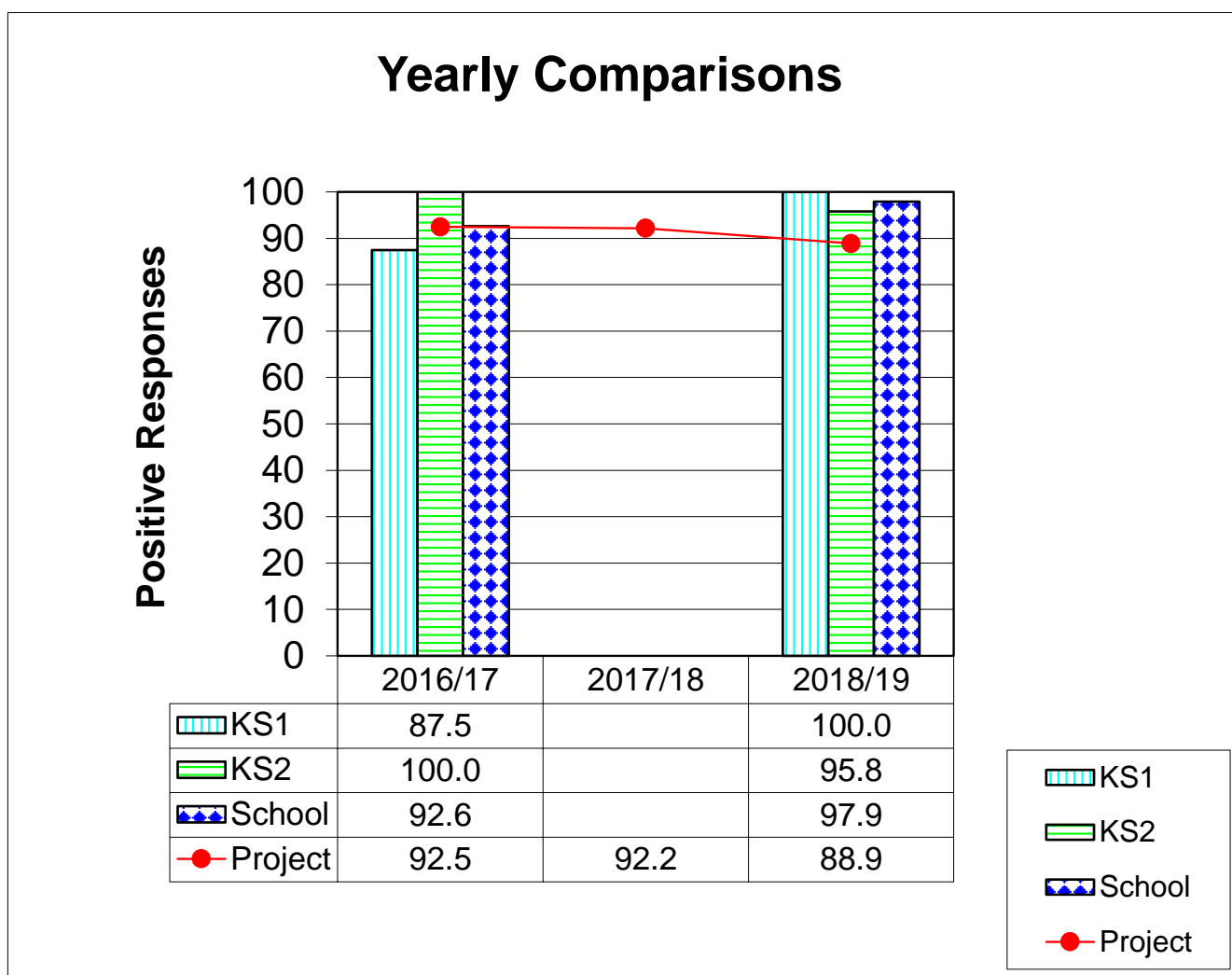
Parental responses fall within the lower 5% of the project
 Parental responses fall within the upper 5% of the project



Question 4 The school helps me to support my child's learning at home e.g. with homework

| Year | Year Group | School | | | | | Project | | |
|---------|------------|--------|-------|-------|----------|-----------|---------|-------|-------|
| | | No. | % Pos | % Neg | % No Res | %ile Rank | No. | % Pos | % Neg |
| 2018/19 | KS1 | 20 | 100.0 | 0.0 | 0.0 | 1 | 1425 | 91.9 | 2.3 |
| | KS2 | 24 | 95.8 | 0.0 | 4.2 | 29 | 1474 | 91.2 | 4.8 |
| | School | 47 | 97.9 | 0.0 | 2.1 | 12 | 3216 | 88.9 | 3.4 |
| 2017/18 | KS1 | | | | | | 1981 | 92.2 | 3.6 |
| | KS2 | | | | | | 1946 | 92.3 | 5.1 |
| | School | | | | | | 4010 | 92.2 | 4.3 |
| 2016/17 | KS1 | 16 | 87.5 | 6.3 | 6.3 | 78 | 1909 | 93.7 | 3.1 |
| | KS2 | 11 | 100.0 | 0.0 | 0.0 | 1 | 2154 | 92.3 | 5.0 |
| | School | 27 | 92.6 | 3.7 | 3.7 | 56 | 4379 | 92.5 | 4.2 |

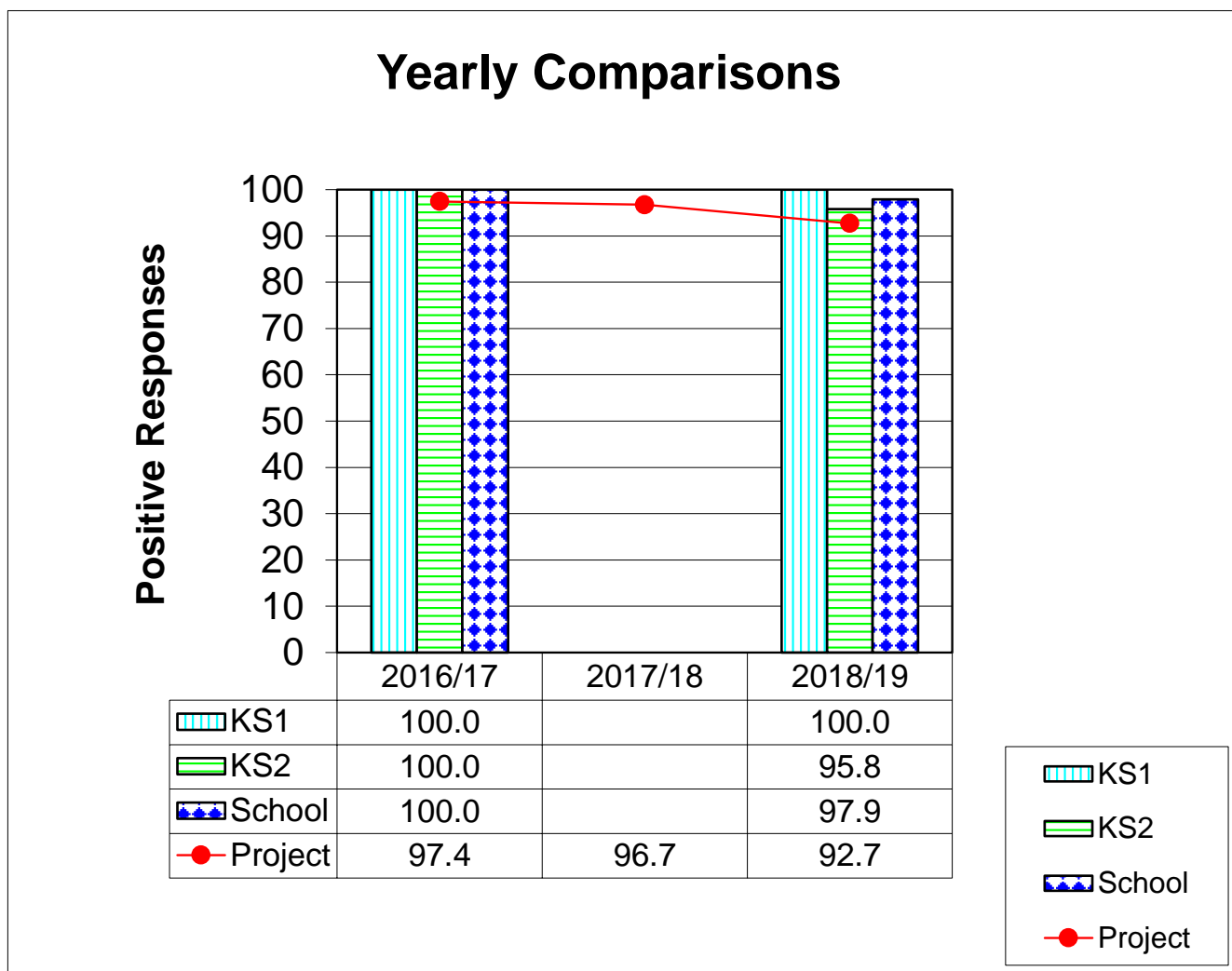
Parental responses fall within the lower 5% of the project
 Parental responses fall within the upper 5% of the project



Question 5 I feel welcome in the school.

| Year | Year Group | School | | | | | Project | | |
|---------|------------|--------|-------|-------|----------|-----------|---------|-------|-------|
| | | No. | % Pos | % Neg | % No Res | %ile Rank | No. | % Pos | % Neg |
| 2018/19 | KS1 | 20 | 100.0 | 0.0 | 0.0 | 1 | 1425 | 95.8 | 1.1 |
| | KS2 | 24 | 95.8 | 4.2 | 0.0 | 60 | 1474 | 96.1 | 1.4 |
| | School | 47 | 97.9 | 2.1 | 0.0 | 21 | 3216 | 92.7 | 1.3 |
| 2017/18 | KS1 | | | | | | 1981 | 97.1 | 1.4 |
| | KS2 | | | | | | 1946 | 96.5 | 1.8 |
| | School | | | | | | 4010 | 96.7 | 1.6 |
| 2016/17 | KS1 | 16 | 100.0 | 0.0 | 0.0 | 1 | 1909 | 98.3 | 0.8 |
| | KS2 | 11 | 100.0 | 0.0 | 0.0 | 1 | 2154 | 97.3 | 1.3 |
| | School | 27 | 100.0 | 0.0 | 0.0 | 1 | 4379 | 97.4 | 1.1 |

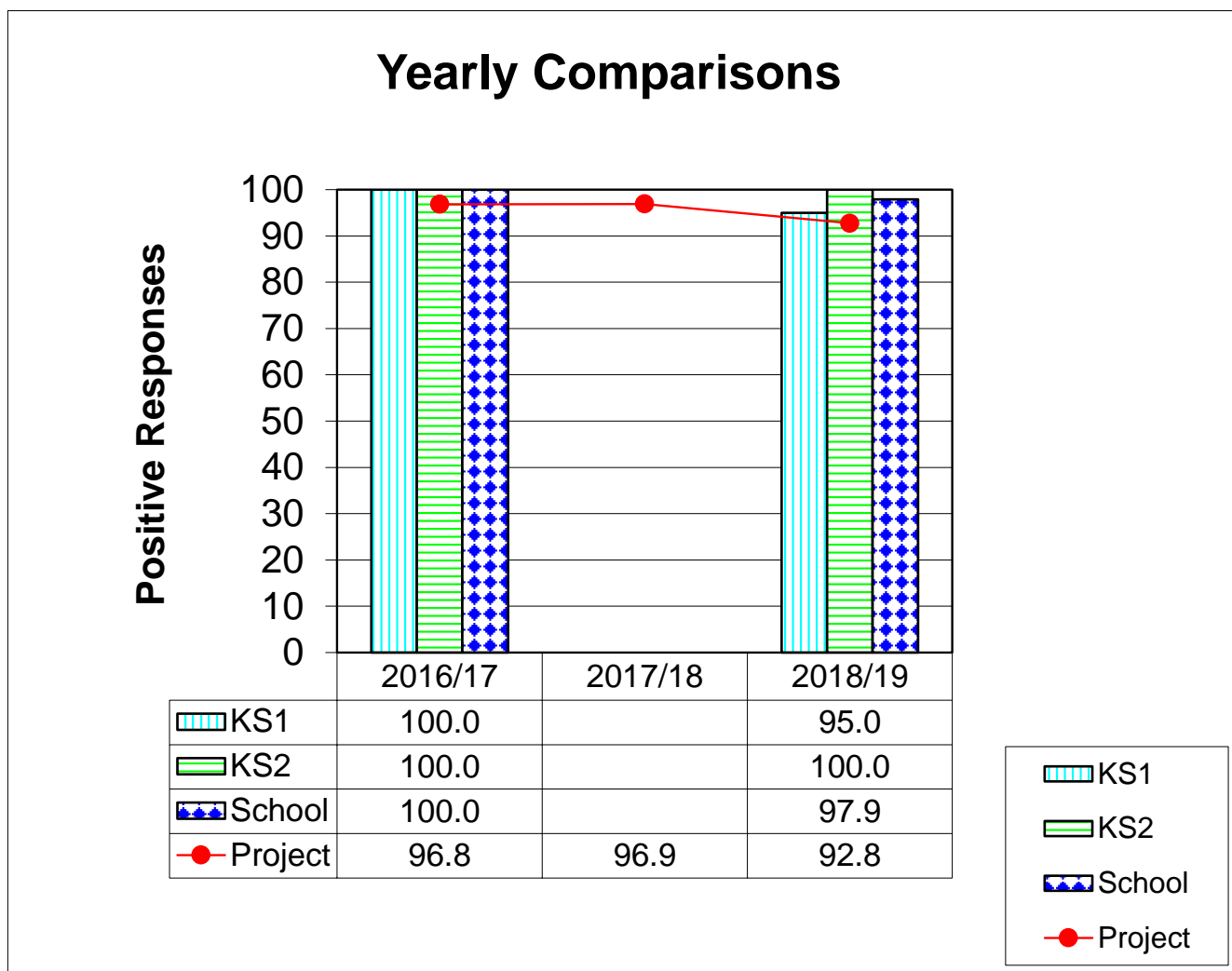
Parental responses fall within the lower 5% of the project
 Parental responses fall within the upper 5% of the project



Question 6 My child is always learning new things in school.

| Year | Year Group | School | | | | | Project | | |
|---------|------------|--------|-------|-------|----------|-----------|---------|-------|-------|
| | | No. | % Pos | % Neg | % No Res | %ile Rank | No. | % Pos | % Neg |
| 2018/19 | KS1 | 20 | 95.0 | 0.0 | 5.0 | 67 | 1425 | 95.6 | 0.3 |
| | KS2 | 24 | 100.0 | 0.0 | 0.0 | 1 | 1474 | 95.9 | 1.1 |
| | School | 47 | 97.9 | 0.0 | 2.1 | 19 | 3216 | 92.8 | 0.7 |
| 2017/18 | KS1 | | | | | | 1981 | 96.5 | 0.9 |
| | KS2 | | | | | | 1946 | 97.6 | 1.0 |
| | School | | | | | | 4010 | 96.9 | 1.0 |
| 2016/17 | KS1 | 16 | 100.0 | 0.0 | 0.0 | 1 | 1909 | 96.9 | 0.4 |
| | KS2 | 11 | 100.0 | 0.0 | 0.0 | 1 | 2154 | 97.7 | 0.9 |
| | School | 27 | 100.0 | 0.0 | 0.0 | 1 | 4379 | 96.8 | 0.7 |

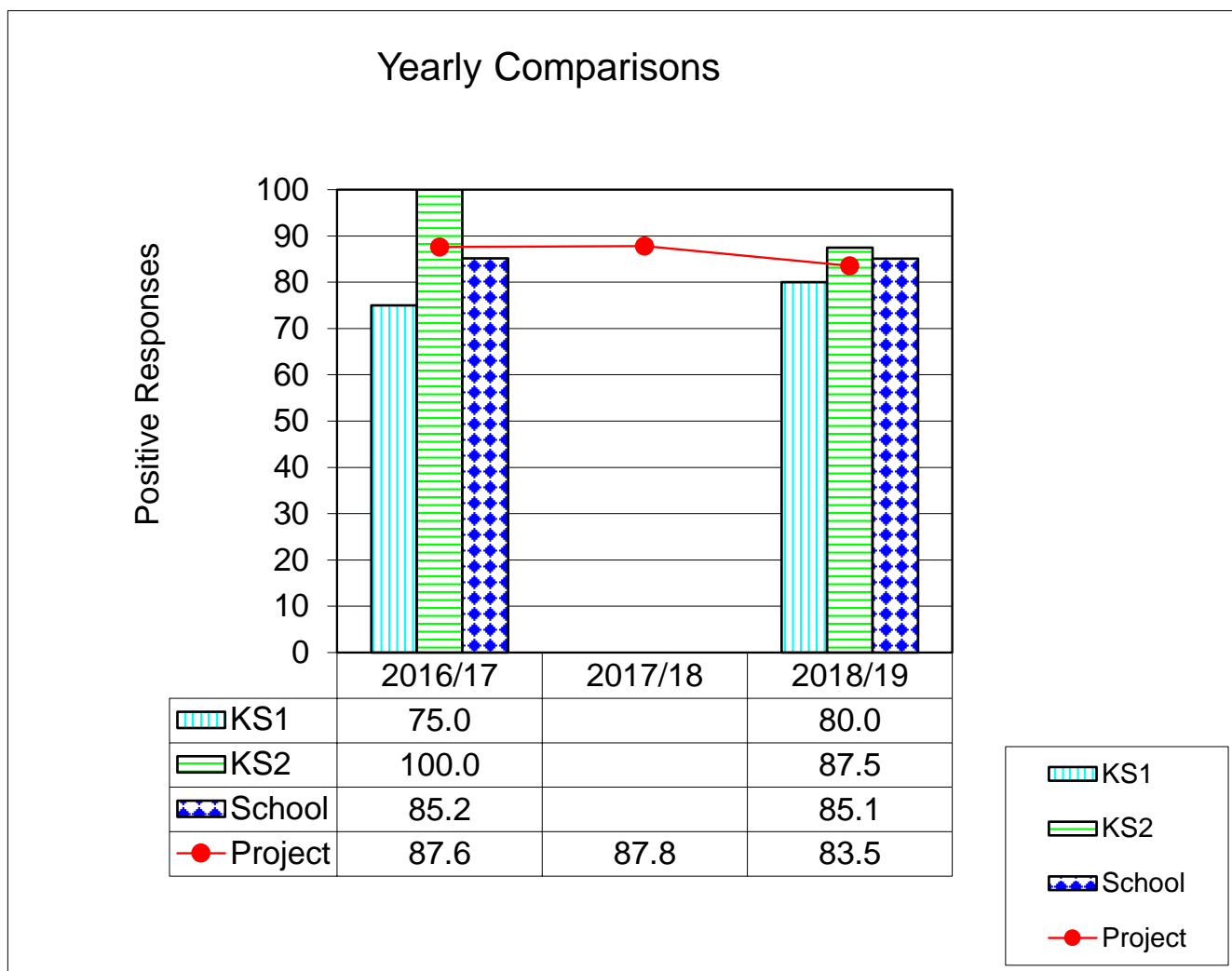
Parental responses fall within the lower 5% of the project
 Parental responses fall within the upper 5% of the project



Question 7 I am kept well informed about my child's progress.

| Year | Year Group | School | | | | | Project | | |
|---------|------------|--------|-------|-------|----------|-----------|---------|-------|-------|
| | | No. | % Pos | % Neg | % No Res | %ile Rank | No. | % Pos | % Neg |
| 2018/19 | KS1 | 20 | 80.0 | 15.0 | 5.0 | 65 | 1425 | 84.6 | 8.1 |
| | KS2 | 24 | 87.5 | 8.3 | 4.2 | 55 | 1474 | 87.2 | 8.2 |
| | School | 47 | 85.1 | 10.6 | 4.3 | 52 | 3216 | 83.5 | 7.6 |
| 2017/18 | KS1 | | | | | | 1981 | 86.9 | 8.1 |
| | KS2 | | | | | | 1946 | 89.0 | 8.2 |
| | School | | | | | | 4010 | 87.8 | 8.2 |
| 2016/17 | KS1 | 16 | 75.0 | 6.3 | 18.8 | 89 | 1909 | 87.0 | 7.6 |
| | KS2 | 11 | 100.0 | 0.0 | 0.0 | 1 | 2154 | 88.7 | 7.8 |
| | School | 27 | 85.2 | 3.7 | 11.1 | 68 | 4379 | 87.6 | 7.8 |

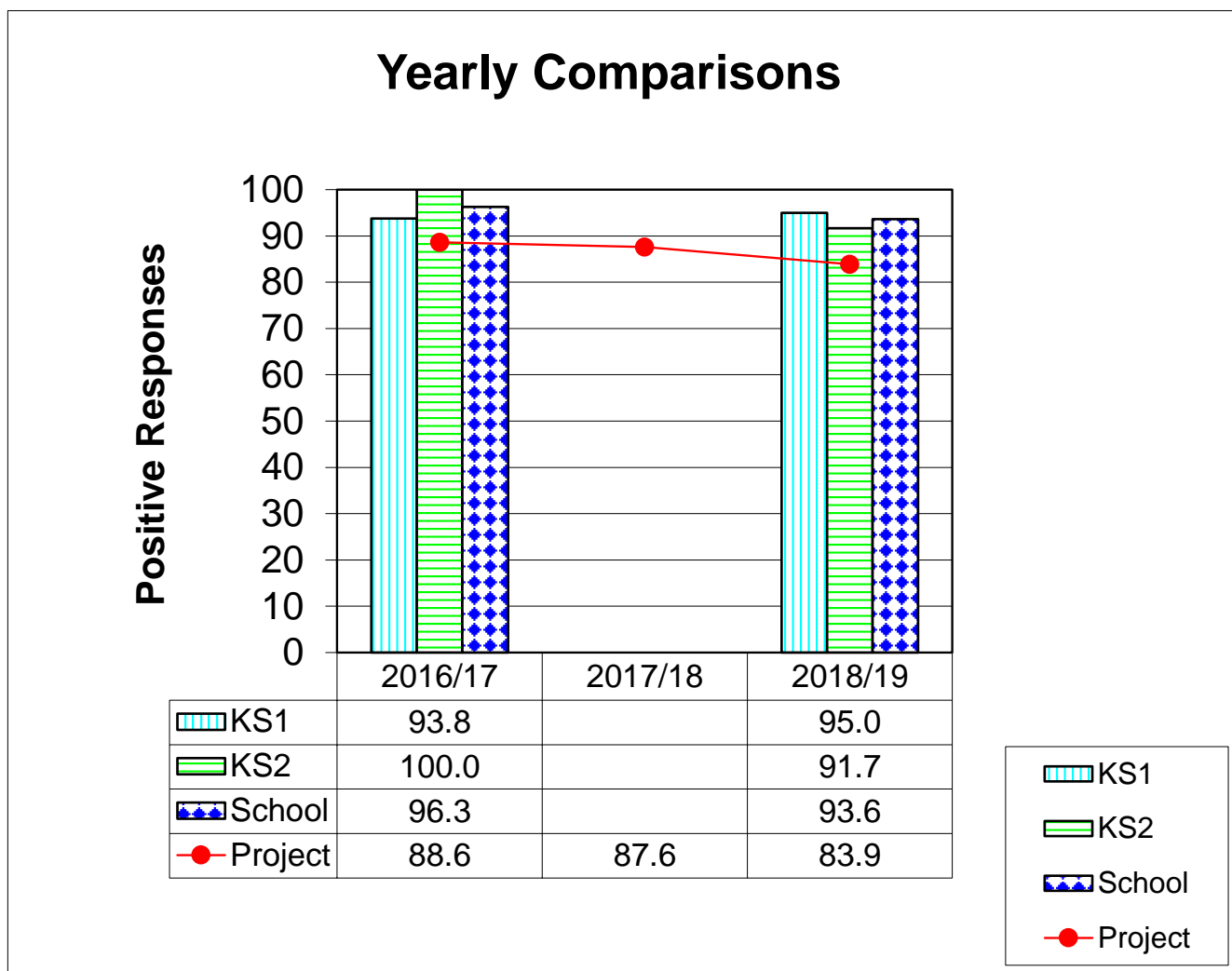
Parental responses fall within the lower 5% of the project
 Parental responses fall within the upper 5% of the project



Question 8 The school takes account of my questions, suggestions or concerns.

| Year | Year Group | School | | | | | Project | | |
|---------|------------|--------|-------|-------|----------|-----------|---------|-------|-------|
| | | No. | % Pos | % Neg | % No Res | %ile Rank | No. | % Pos | % Neg |
| 2018/19 | KS1 | 20 | 95.0 | 0.0 | 5.0 | 18 | 1425 | 85.5 | 2.5 |
| | KS2 | 24 | 91.7 | 4.2 | 4.2 | 33 | 1474 | 87.3 | 4.1 |
| | School | 47 | 93.6 | 2.1 | 4.3 | 15 | 3216 | 83.9 | 3.2 |
| 2017/18 | KS1 | | | | | | 1981 | 87.8 | 2.9 |
| | KS2 | | | | | | 1946 | 87.5 | 5.3 |
| | School | | | | | | 4010 | 87.6 | 4.2 |
| 2016/17 | KS1 | 16 | 93.8 | 0.0 | 6.3 | 31 | 1909 | 89.5 | 2.3 |
| | KS2 | 11 | 100.0 | 0.0 | 0.0 | 1 | 2154 | 88.4 | 4.7 |
| | School | 27 | 96.3 | 0.0 | 3.7 | 18 | 4379 | 88.6 | 3.6 |

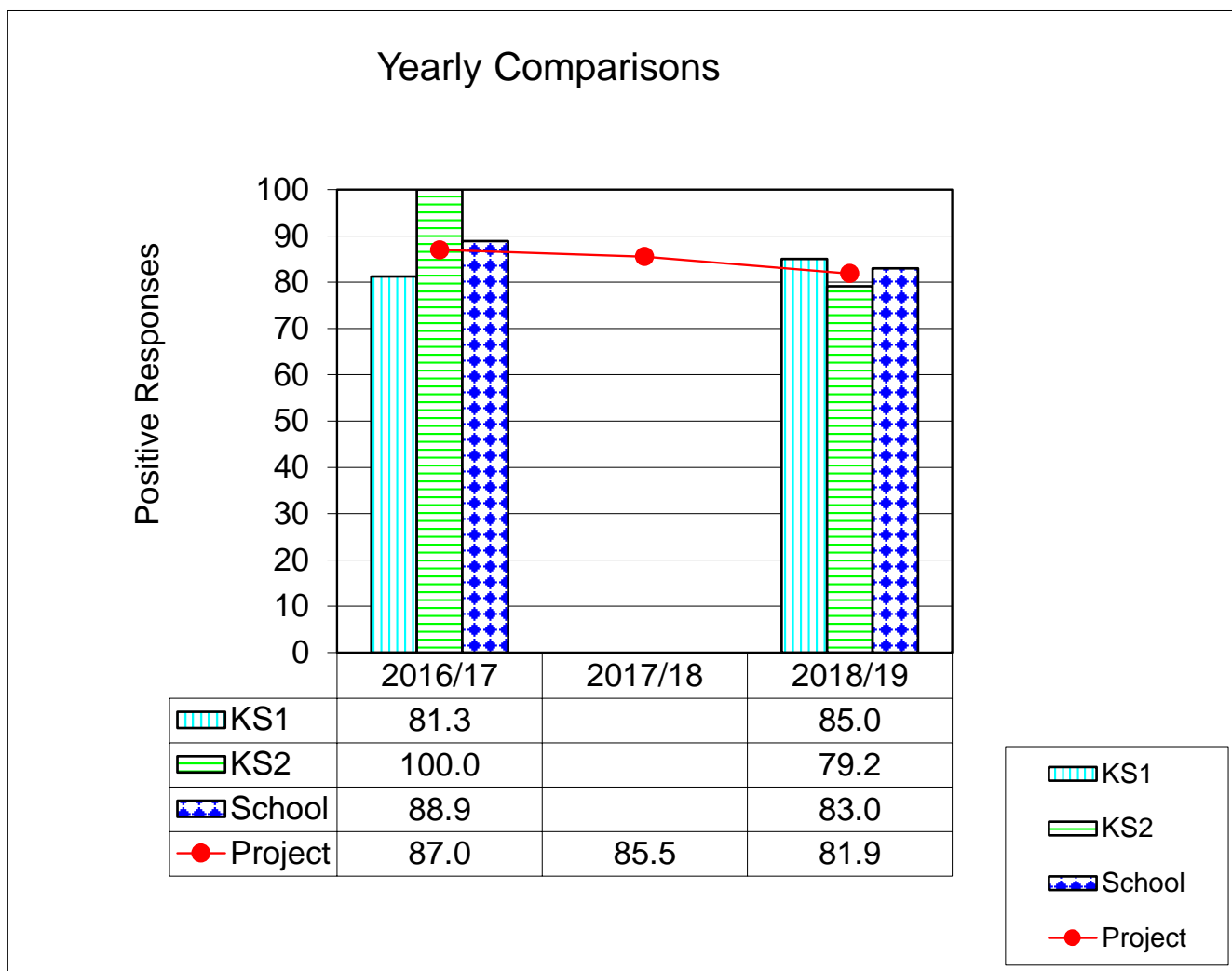
Parental responses fall within the lower 5% of the project
 Parental responses fall within the upper 5% of the project



Question 9 My child knows what he/she has to do to improve.

| Year | Year Group | School | | | | | Project | | |
|---------|------------|--------|-------|-------|----------|-----------|---------|-------|-------|
| | | No. | % Pos | % Neg | % No Res | %ile Rank | No. | % Pos | % Neg |
| 2018/19 | KS1 | 20 | 85.0 | 5.0 | 10.0 | 40 | 1425 | 79.2 | 4.8 |
| | KS2 | 24 | 79.2 | 16.7 | 4.2 | 89 | 1474 | 88.5 | 4.1 |
| | School | 47 | 83.0 | 10.6 | 6.4 | 56 | 3216 | 81.9 | 4.2 |
| 2017/18 | KS1 | | | | | | 1981 | 80.7 | 4.5 |
| | KS2 | | | | | | 1946 | 90.3 | 4.5 |
| | School | | | | | | 4010 | 85.5 | 4.4 |
| 2016/17 | KS1 | 16 | 81.3 | 6.3 | 12.5 | 64 | 1909 | 81.8 | 4.7 |
| | KS2 | 11 | 100.0 | 0.0 | 0.0 | 1 | 2154 | 91.5 | 3.5 |
| | School | 27 | 88.9 | 3.7 | 7.4 | 44 | 4379 | 87.0 | 3.9 |

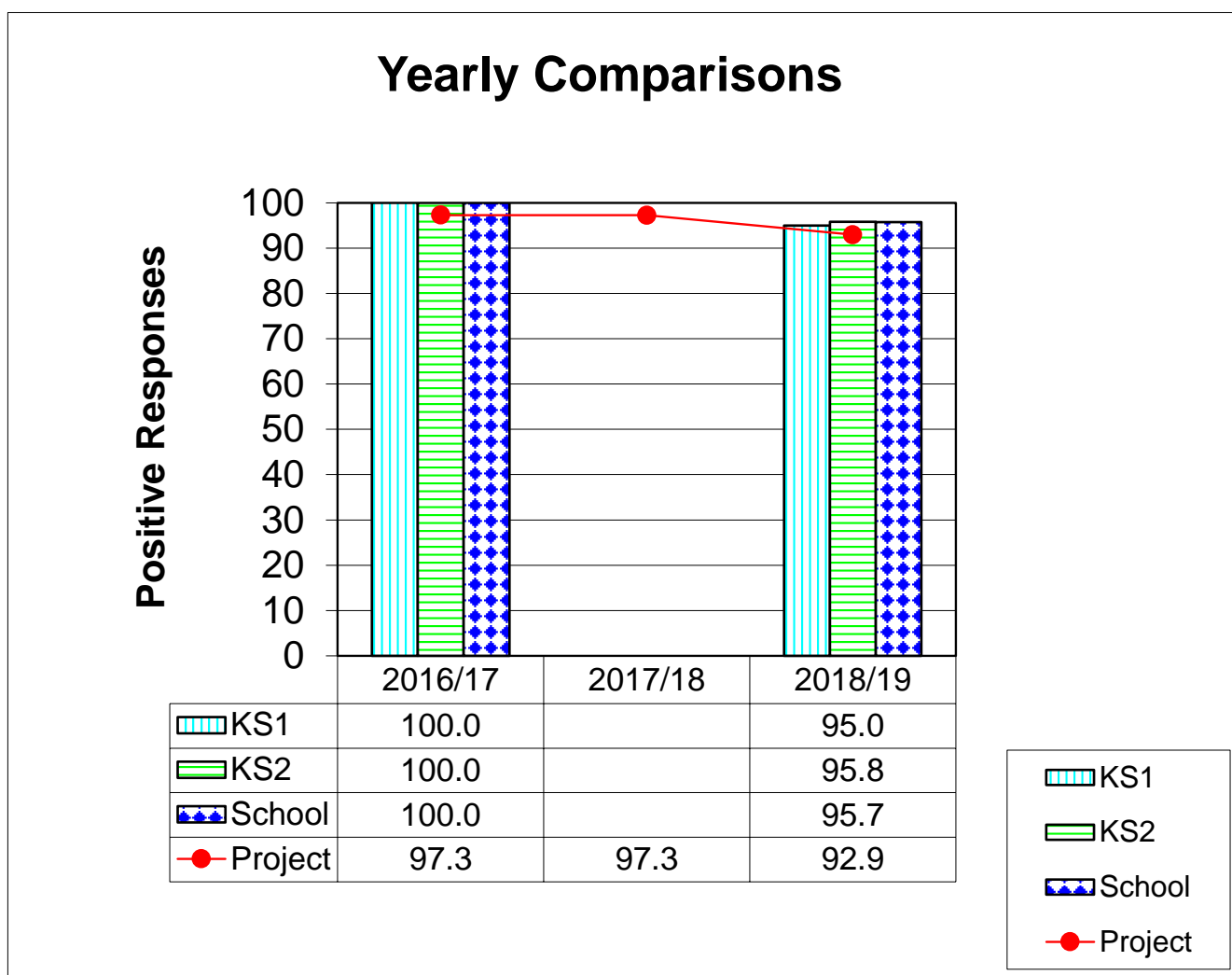
Parental responses fall within the lower 5% of the project
 Parental responses fall within the upper 5% of the project



Question 10 The school expects my child to work hard and achieve his or her best.

| Year | Year Group | School | | | | | Project | | |
|---------|------------|--------|-------|-------|----------|-----------|---------|-------|-------|
| | | No. | % Pos | % Neg | % No Res | %ile Rank | No. | % Pos | % Neg |
| 2018/19 | KS1 | 20 | 95.0 | 0.0 | 5.0 | 64 | 1425 | 95.2 | 0.3 |
| | KS2 | 24 | 95.8 | 0.0 | 4.2 | 64 | 1474 | 96.9 | 0.7 |
| | School | 47 | 95.7 | 0.0 | 4.3 | 48 | 3216 | 92.9 | 0.5 |
| 2017/18 | KS1 | | | | | | 1981 | 96.9 | 0.9 |
| | KS2 | | | | | | 1946 | 97.8 | 0.7 |
| | School | | | | | | 4010 | 97.3 | 0.8 |
| 2016/17 | KS1 | 16 | 100.0 | 0.0 | 0.0 | 1 | 1909 | 97.1 | 0.3 |
| | KS2 | 11 | 100.0 | 0.0 | 0.0 | 1 | 2154 | 98.1 | 0.7 |
| | School | 27 | 100.0 | 0.0 | 0.0 | 1 | 4379 | 97.3 | 0.5 |

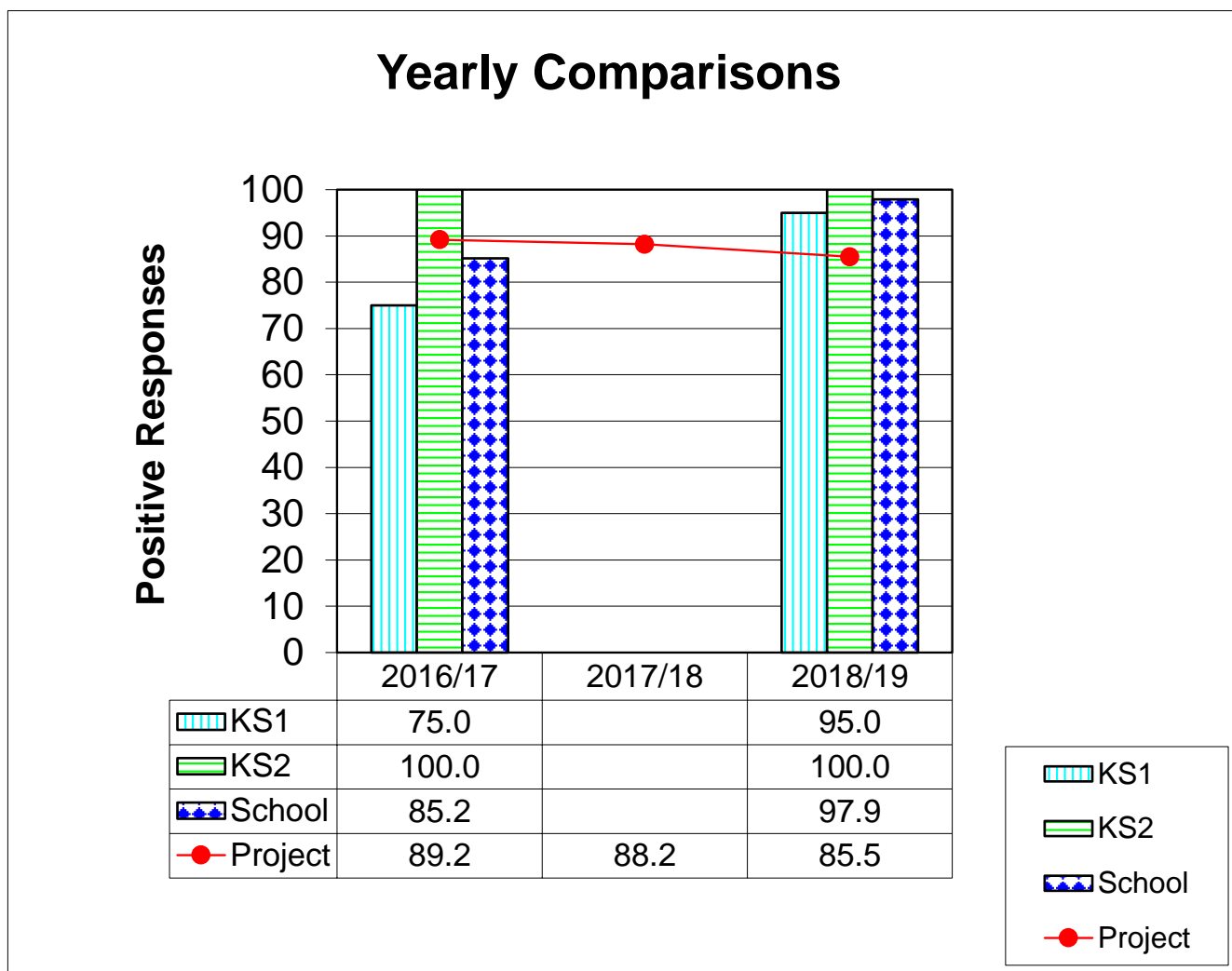
Parental responses fall within the lower 5% of the project
 Parental responses fall within the upper 5% of the project



Question 11 The school works in close partnership with parents.


| Year | Year Group | School | | | | | Project | | |
|---------|------------|--------|-------|-------|----------|-----------|---------|-------|-------|
| | | No. | % Pos | % Neg | % No Res | %ile Rank | No. | % Pos | % Neg |
| 2018/19 | KS1 | 20 | 95.0 | 0.0 | 5.0 | 27 | 1425 | 88.0 | 5.3 |
| | KS2 | 24 | 100.0 | 0.0 | 0.0 | 1 | 1474 | 88.1 | 6.7 |
| | School | 47 | 97.9 | 0.0 | 2.1 | 4 | 3216 | 85.5 | 5.8 |
| 2017/18 | KS1 | | | | | | 1981 | 88.6 | 5.7 |
| | KS2 | | | | | | 1946 | 88.1 | 7.4 |
| | School | | | | | | 4010 | 88.2 | 6.5 |
| 2016/17 | KS1 | 16 | 75.0 | 6.3 | 18.8 | 90 | 1909 | 89.9 | 5.1 |
| | KS2 | 11 | 100.0 | 0.0 | 0.0 | 1 | 2154 | 89.1 | 6.6 |
| | School | 27 | 85.2 | 3.7 | 11.1 | 70 | 4379 | 89.2 | 6.0 |

Parental responses fall within the lower 5% of the project
 Parental responses fall within the upper 5% of the project

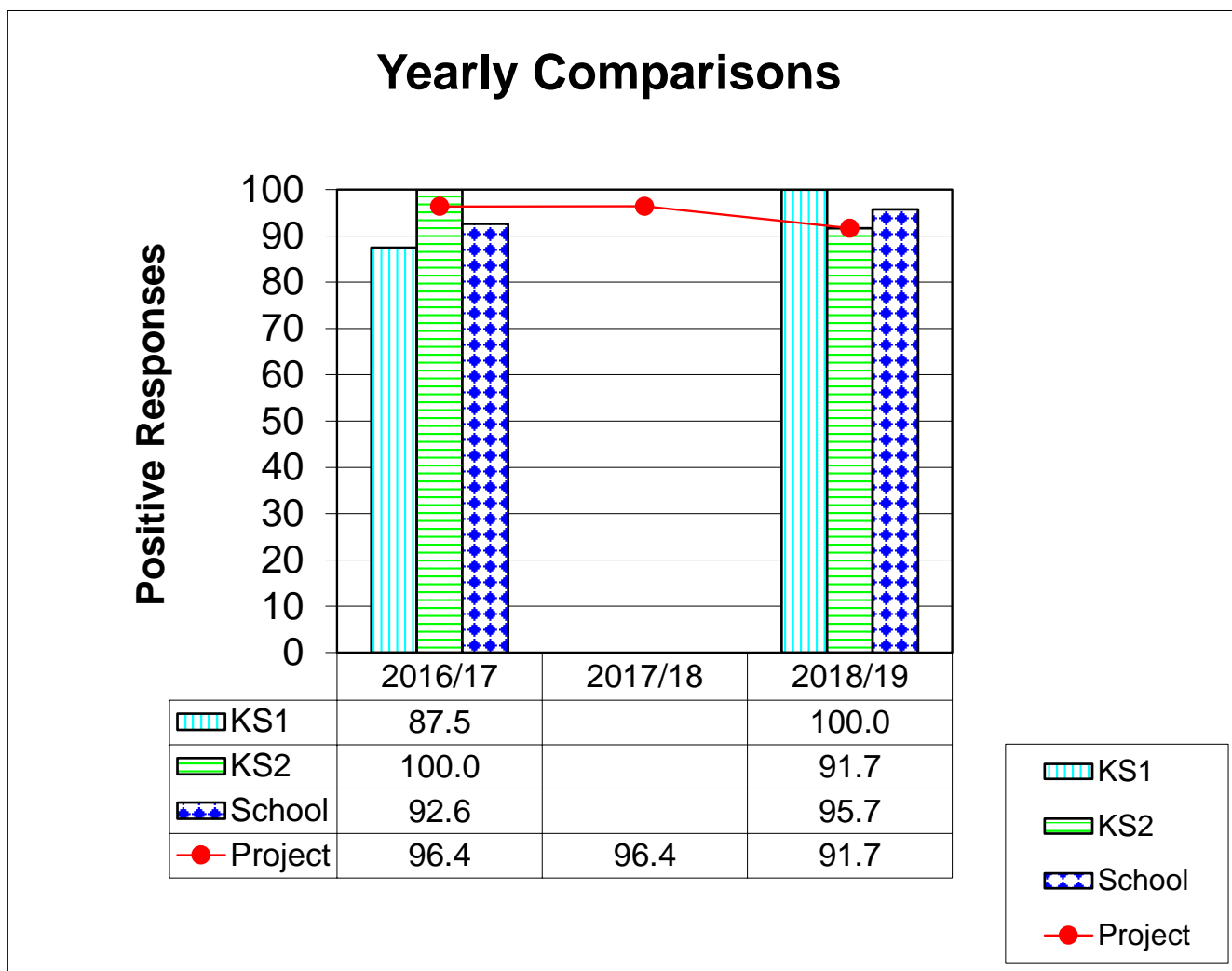


Question 12 The school is helping my child to become mature, responsible and independent.

| Year | Year Group | School | | | | | Project | | |
|---------|------------|--------|-------|-------|----------|-----------|---------|-------|-------|
| | | No. | % Pos | % Neg | % No Res | %ile Rank | No. | % Pos | % Neg |
| 2018/19 | KS1 | 20 | 100.0 | 0.0 | 0.0 | 1 | 1425 | 94.9 | 0.8 |
| | KS2 | 24 | 91.7 | 4.2 | 4.2 | 76 | 1474 | 94.2 | 1.8 |
| | School | 47 | 95.7 | 2.1 | 2.1 | 31 | 3216 | 91.7 | 1.2 |
| 2017/18 | KS1 | | | | | | 1981 | 96.4 | 1.1 |
| | KS2 | | | | | | 1946 | 96.4 | 1.7 |
| | School | | | | | | 4010 | 96.4 | 1.3 |
| 2016/17 | KS1 | 16 | 87.5 | 0.0 | 12.5 | 94 | 1909 | 96.4 | 0.4 |
| | KS2 | 11 | 100.0 | 0.0 | 0.0 | 1 | 2154 | 96.9 | 1.0 |
| | School | 27 | 92.6 | 0.0 | 7.4 | 85 | 4379 | 96.4 | 0.8 |



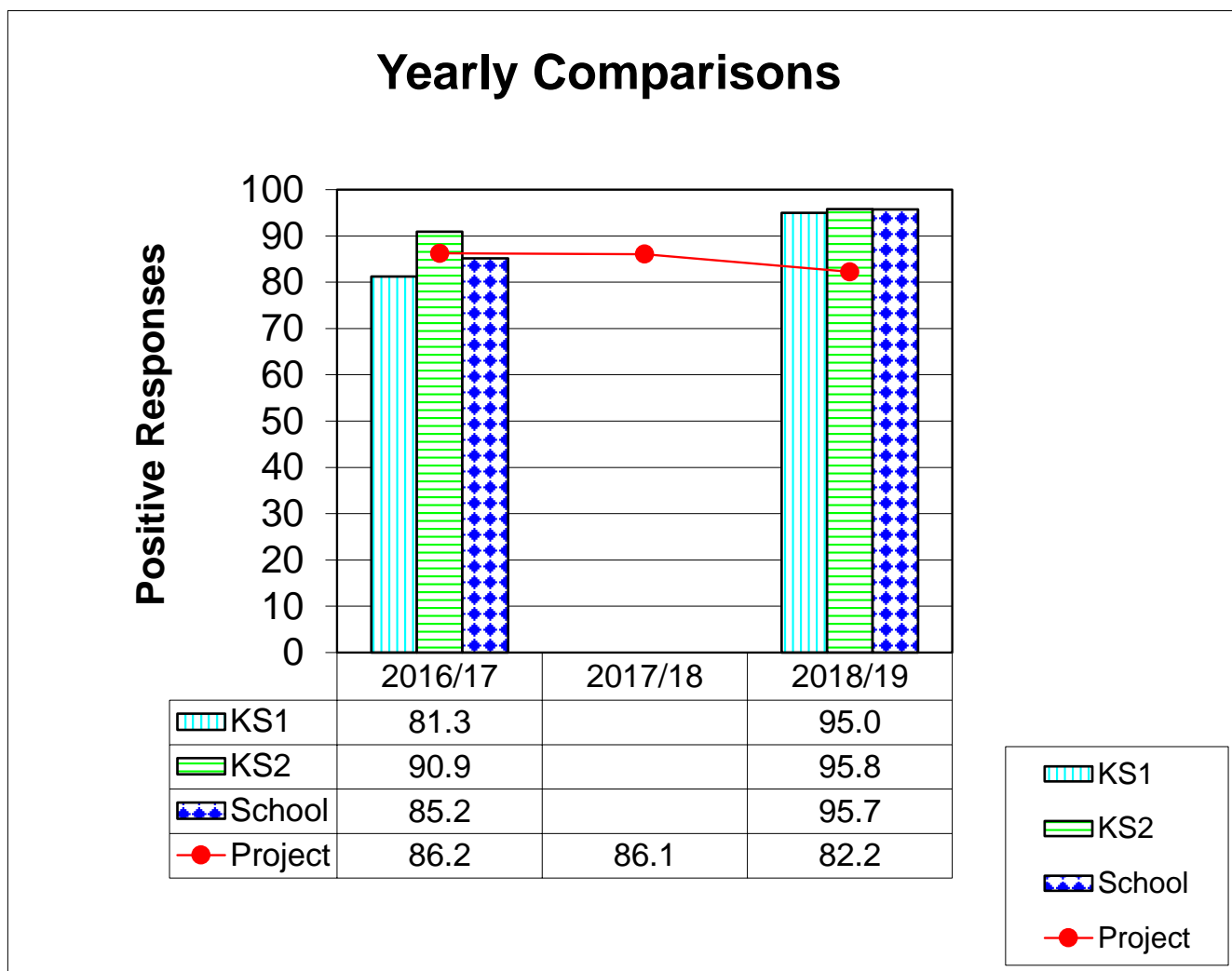
Parental responses fall within the lower 5% of the project
 Parental responses fall within the upper 5% of the project



Question 13 The school provides a range of "extra" activities outside lesson time.

| Year | Year Group | School | | | | | Project | | |
|---------|------------|--------|-------|-------|----------|-----------|---------|-------|-------|
| | | No. | % Pos | % Neg | % No Res | %ile Rank | No. | % Pos | % Neg |
| 2018/19 | KS1 | 20 | 95.0 | 0.0 | 5.0 | 18 | 1425 | 77.8 | 10.5 |
| | KS2 | 24 | 95.8 | 0.0 | 4.2 | 27 | 1474 | 88.8 | 7.1 |
| | School | 47 | 95.7 | 0.0 | 4.3 | 10 | 3216 | 82.2 | 8.6 |
| 2017/18 | KS1 | | | | | | 1981 | 82.5 | 6.9 |
| | KS2 | | | | | | 1946 | 89.8 | 6.4 |
| | School | | | | | | 4010 | 86.1 | 6.6 |
| 2016/17 | KS1 | 16 | 81.3 | 12.5 | 6.3 | 56 | 1909 | 81.3 | 7.5 |
| | KS2 | 11 | 90.9 | 9.1 | 0.0 | 51 | 2154 | 90.5 | 6.0 |
| | School | 27 | 85.2 | 11.1 | 3.7 | 62 | 4379 | 86.2 | 6.6 |

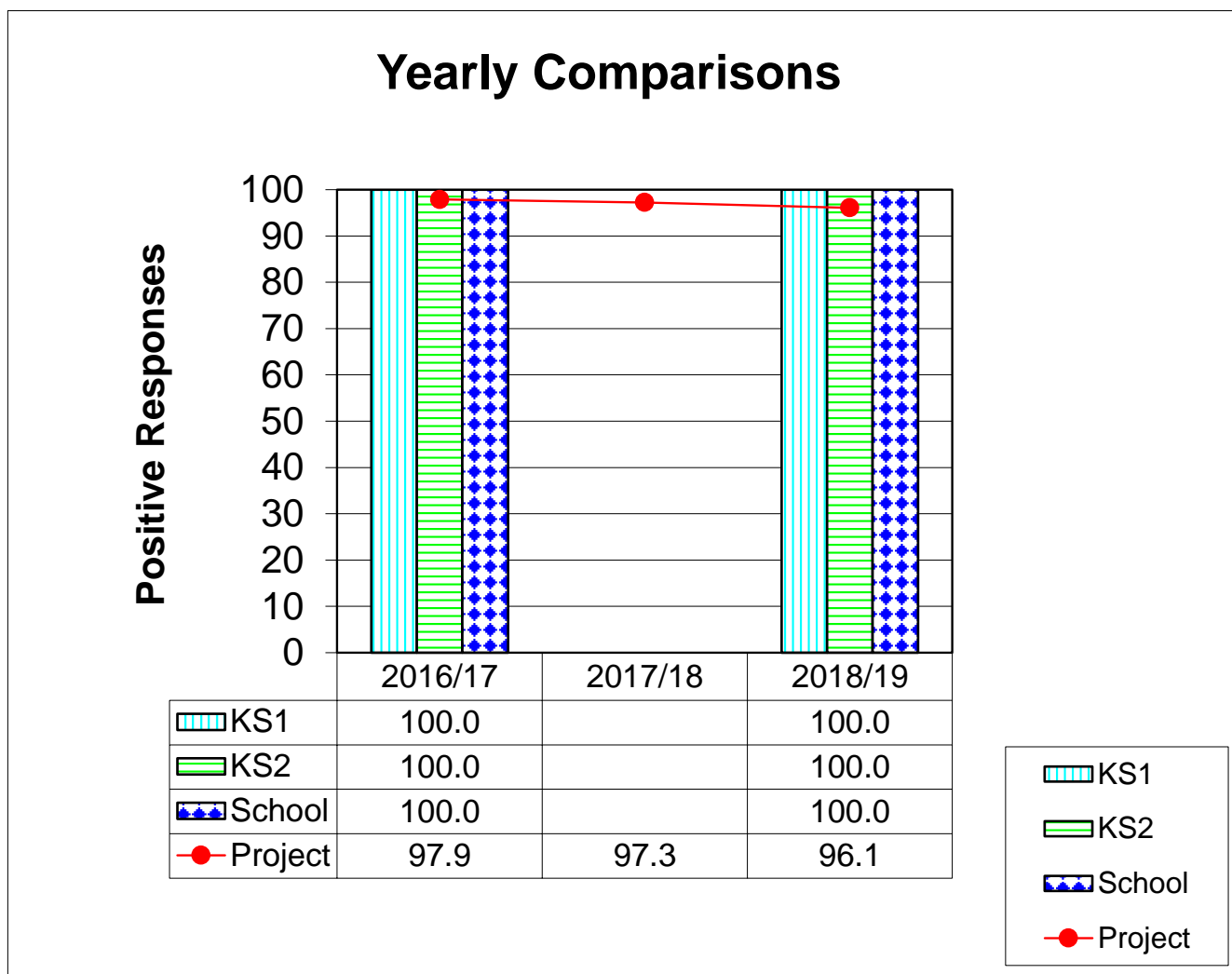
- Parental responses fall within the lower 5% of the project
- Parental responses fall within the upper 5% of the project



Question 14 My child is safe and well cared for at school.

| Year | Year Group | School | | | | | Project | | |
|---------|------------|--------|-------|-------|----------|-----------|---------|-------|-------|
| | | No. | % Pos | % Neg | % No Res | %ile Rank | No. | % Pos | % Neg |
| 2018/19 | KS1 | 20 | 100.0 | 0.0 | 0.0 | 1 | 1425 | 97.4 | 0.2 |
| | KS2 | 24 | 100.0 | 0.0 | 0.0 | 1 | 1474 | 98.0 | 0.7 |
| | School | 47 | 100.0 | 0.0 | 0.0 | 1 | 3216 | 96.1 | 0.5 |
| 2017/18 | KS1 | | | | | | 1981 | 97.6 | 0.9 |
| | KS2 | | | | | | 1946 | 96.9 | 0.9 |
| | School | | | | | | 4010 | 97.3 | 0.9 |
| 2016/17 | KS1 | 16 | 100.0 | 0.0 | 0.0 | 1 | 1909 | 98.0 | 0.7 |
| | KS2 | 11 | 100.0 | 0.0 | 0.0 | 1 | 2154 | 98.1 | 0.7 |
| | School | 27 | 100.0 | 0.0 | 0.0 | 1 | 4379 | 97.9 | 0.7 |

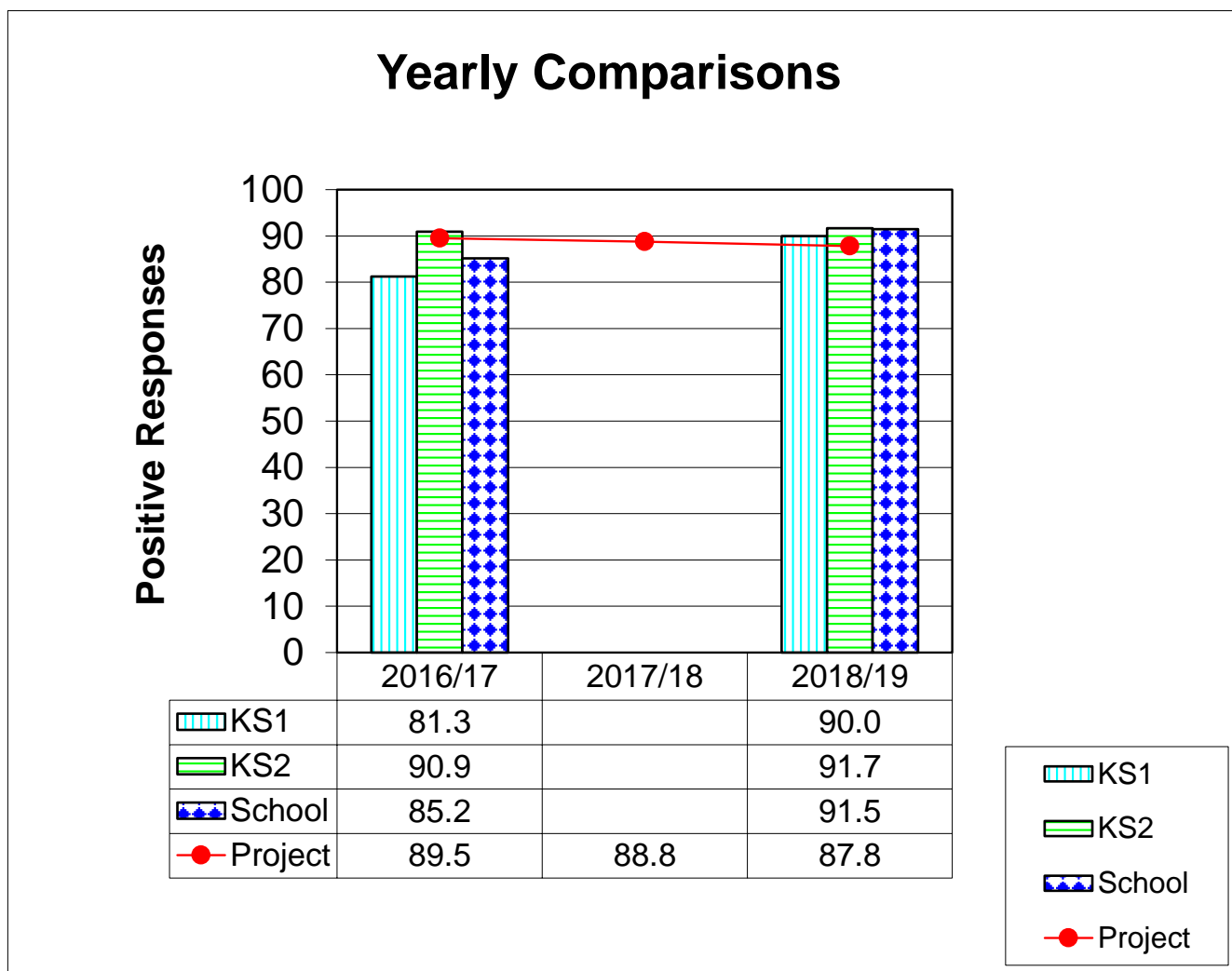
Parental responses fall within the lower 5% of the project
 Parental responses fall within the upper 5% of the project



Question 15 The school values children's views/opinions.

| Year | Year Group | School | | | | | Project | | |
|---------|------------|--------|-------|-------|----------|-----------|---------|-------|-------|
| | | No. | % Pos | % Neg | % No Res | %ile Rank | No. | % Pos | % Neg |
| 2018/19 | KS1 | 20 | 90.0 | 0.0 | 10.0 | 51 | 1425 | 87.6 | 1.0 |
| | KS2 | 24 | 91.7 | 0.0 | 8.3 | 55 | 1474 | 90.8 | 2.4 |
| | School | 47 | 91.5 | 0.0 | 8.5 | 37 | 3216 | 87.8 | 1.6 |
| 2017/18 | KS1 | | | | | | 1981 | 87.9 | 1.4 |
| | KS2 | | | | | | 1946 | 89.6 | 3.0 |
| | School | | | | | | 4010 | 88.8 | 2.2 |
| 2016/17 | KS1 | 16 | 81.3 | 6.3 | 12.5 | 81 | 1909 | 88.1 | 1.2 |
| | KS2 | 11 | 90.9 | 0.0 | 9.1 | 59 | 2154 | 90.8 | 2.2 |
| | School | 27 | 85.2 | 3.7 | 11.1 | 77 | 4379 | 89.5 | 1.7 |

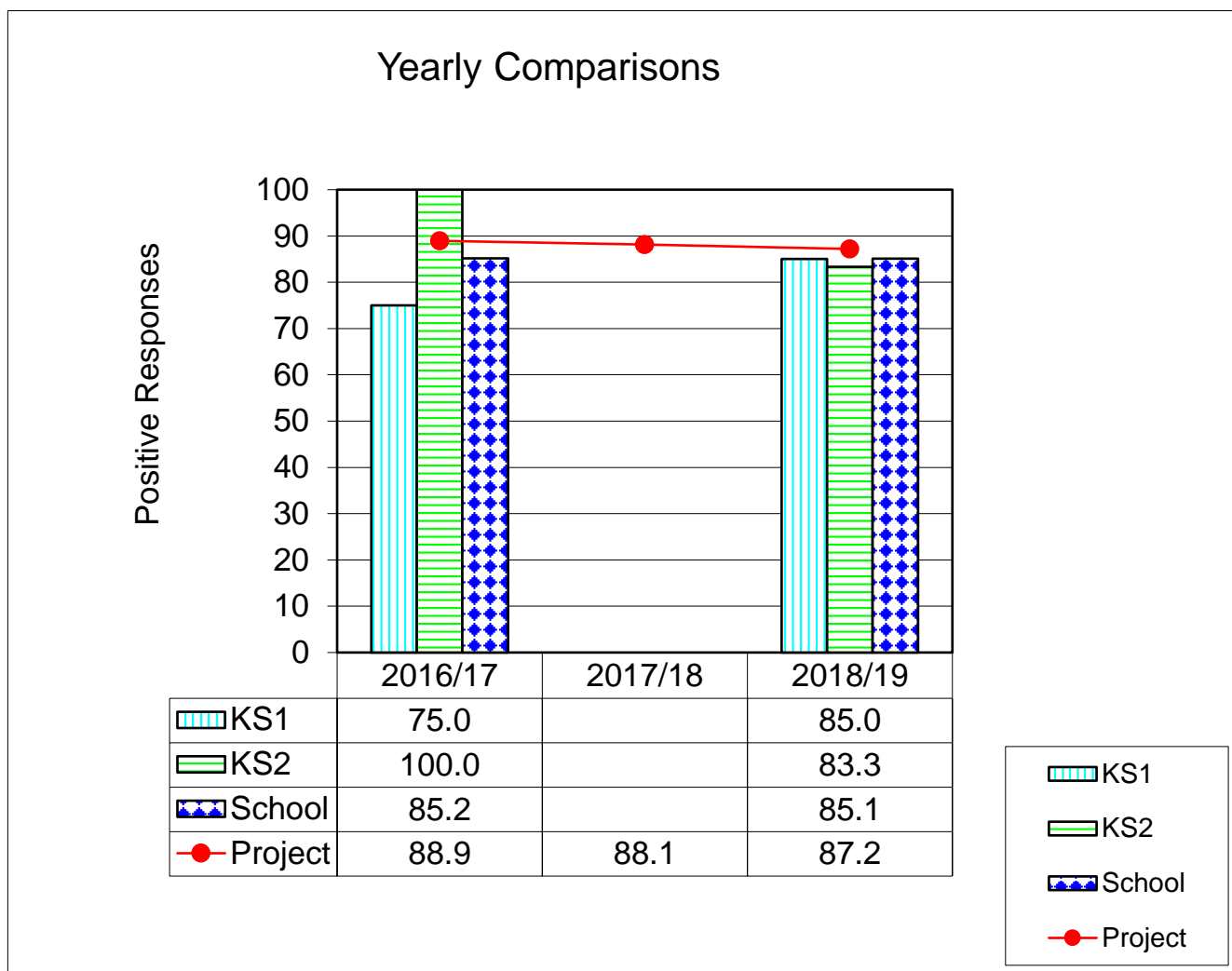
- Parental responses fall within the lower 5% of the project
- Parental responses fall within the upper 5% of the project



Question 16 My child is not bullied or harassed at school.


| Year | Year Group | School | | | | | Project | | |
|---------|------------|--------|-------|-------|----------|-----------|---------|-------|-------|
| | | No. | % Pos | % Neg | % No Res | %ile Rank | No. | % Pos | % Neg |
| 2018/19 | KS1 | 20 | 85.0 | 10.0 | 5.0 | 87 | 1425 | 91.3 | 3.0 |
| | KS2 | 24 | 83.3 | 12.5 | 4.2 | 67 | 1474 | 87.2 | 6.3 |
| | School | 47 | 85.1 | 10.6 | 4.3 | 67 | 3216 | 87.2 | 5.0 |
| 2017/18 | KS1 | | | | | | 1981 | 89.9 | 4.2 |
| | KS2 | | | | | | 1946 | 86.5 | 8.3 |
| | School | | | | | | 4010 | 88.1 | 6.3 |
| 2016/17 | KS1 | 16 | 75.0 | 0.0 | 25.0 | 93 | 1909 | 90.6 | 3.4 |
| | KS2 | 11 | 100.0 | 0.0 | 0.0 | 1 | 2154 | 88.0 | 6.8 |
| | School | 27 | 85.2 | 0.0 | 14.8 | 74 | 4379 | 88.9 | 5.4 |

Parental responses fall within the lower 5% of the project
 Parental responses fall within the upper 5% of the project

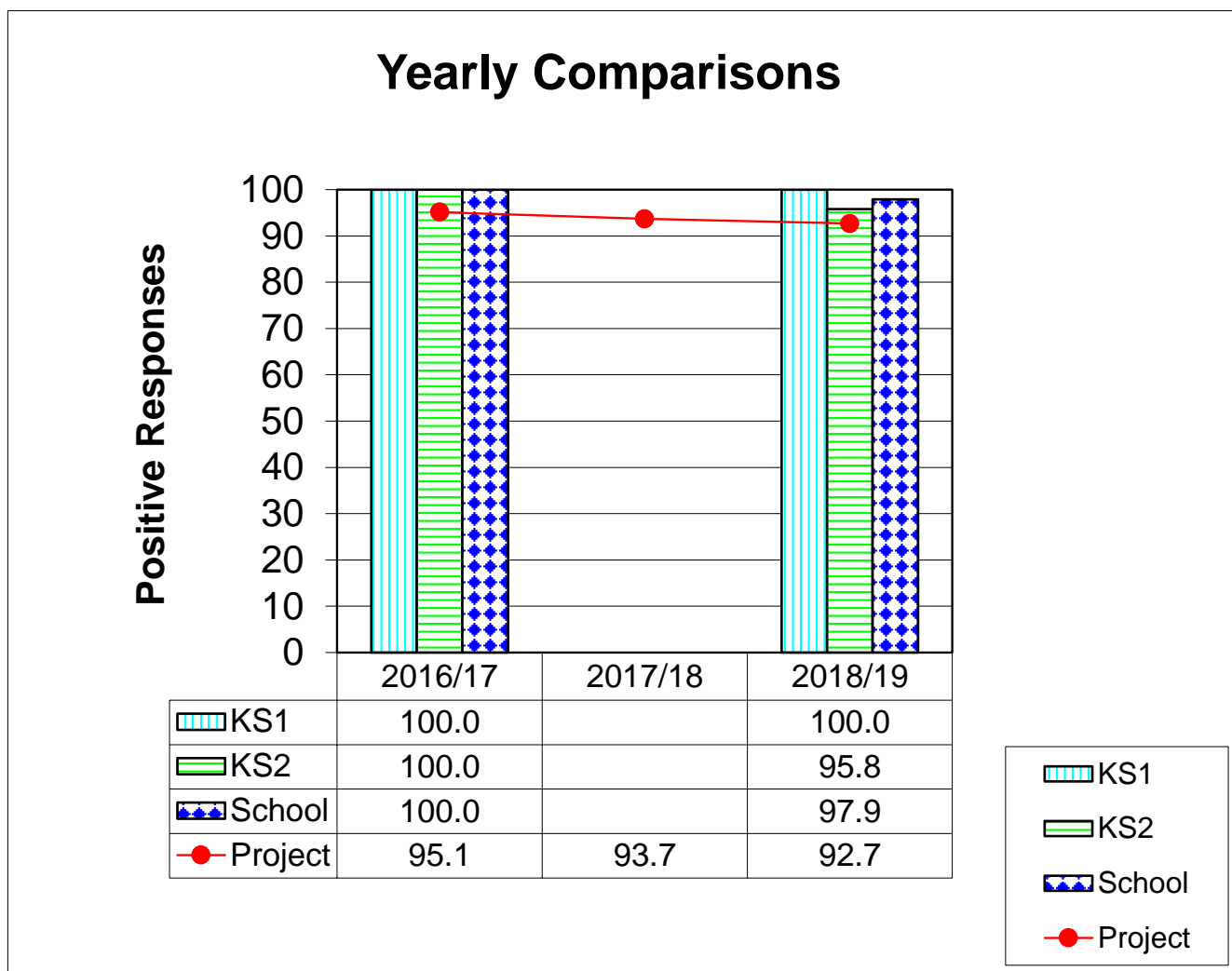


Question 17 The school is well led and managed.

| Year | Year Group | School | | | | | Project | | |
|---------|------------|--------|-------|-------|----------|-----------|---------|-------|-------|
| | | No. | % Pos | % Neg | % No Res | %ile Rank | No. | % Pos | % Neg |
| 2018/19 | KS1 | 20 | 100.0 | 0.0 | 0.0 | 1 | 1425 | 95.1 | 1.1 |
| | KS2 | 24 | 95.8 | 0.0 | 4.2 | 58 | 1474 | 93.8 | 2.7 |
| | School | 47 | 97.9 | 0.0 | 2.1 | 25 | 3216 | 92.7 | 1.9 |
| 2017/18 | KS1 | | | | | | 1981 | 93.8 | 1.4 |
| | KS2 | | | | | | 1946 | 93.6 | 2.0 |
| | School | | | | | | 4010 | 93.7 | 1.7 |
| 2016/17 | KS1 | 16 | 100.0 | 0.0 | 0.0 | 1 | 1909 | 95.7 | 1.1 |
| | KS2 | 11 | 100.0 | 0.0 | 0.0 | 1 | 2154 | 94.8 | 1.9 |
| | School | 27 | 100.0 | 0.0 | 0.0 | 1 | 4379 | 95.1 | 1.5 |



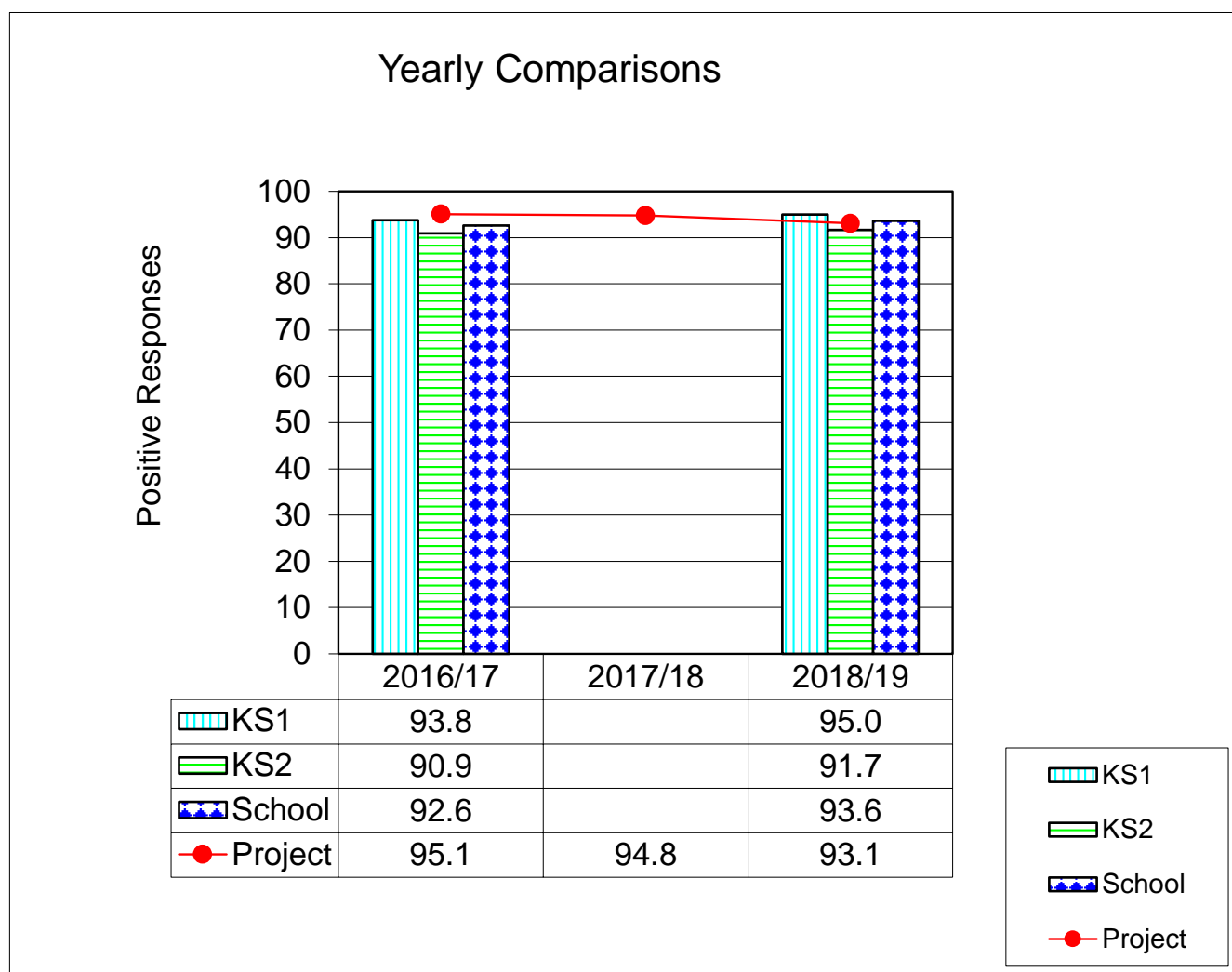
Parental responses fall within the lower 5% of the project
 Parental responses fall within the upper 5% of the project



Question 18 My child is treated fairly.

| Year | Year Group | School | | | | | Project | | |
|---------|------------|--------|-------|-------|----------|-----------|---------|-------|-------|
| | | No. | % Pos | % Neg | % No Res | %ile Rank | No. | % Pos | % Neg |
| 2018/19 | KS1 | 20 | 95.0 | 5.0 | 0.0 | 60 | 1425 | 95.3 | 0.8 |
| | KS2 | 24 | 91.7 | 4.2 | 4.2 | 73 | 1474 | 94.4 | 2.2 |
| | School | 47 | 93.6 | 4.3 | 2.1 | 62 | 3216 | 93.1 | 1.6 |
| 2017/18 | KS1 | | | | | | 1981 | 95.1 | 1.1 |
| | KS2 | | | | | | 1946 | 94.5 | 2.6 |
| | School | | | | | | 4010 | 94.8 | 1.8 |
| 2016/17 | KS1 | 16 | 93.8 | 6.3 | 0.0 | 74 | 1909 | 95.5 | 0.9 |
| | KS2 | 11 | 90.9 | 9.1 | 0.0 | 80 | 2154 | 95.1 | 2.2 |
| | School | 27 | 92.6 | 7.4 | 0.0 | 78 | 4379 | 95.1 | 1.6 |

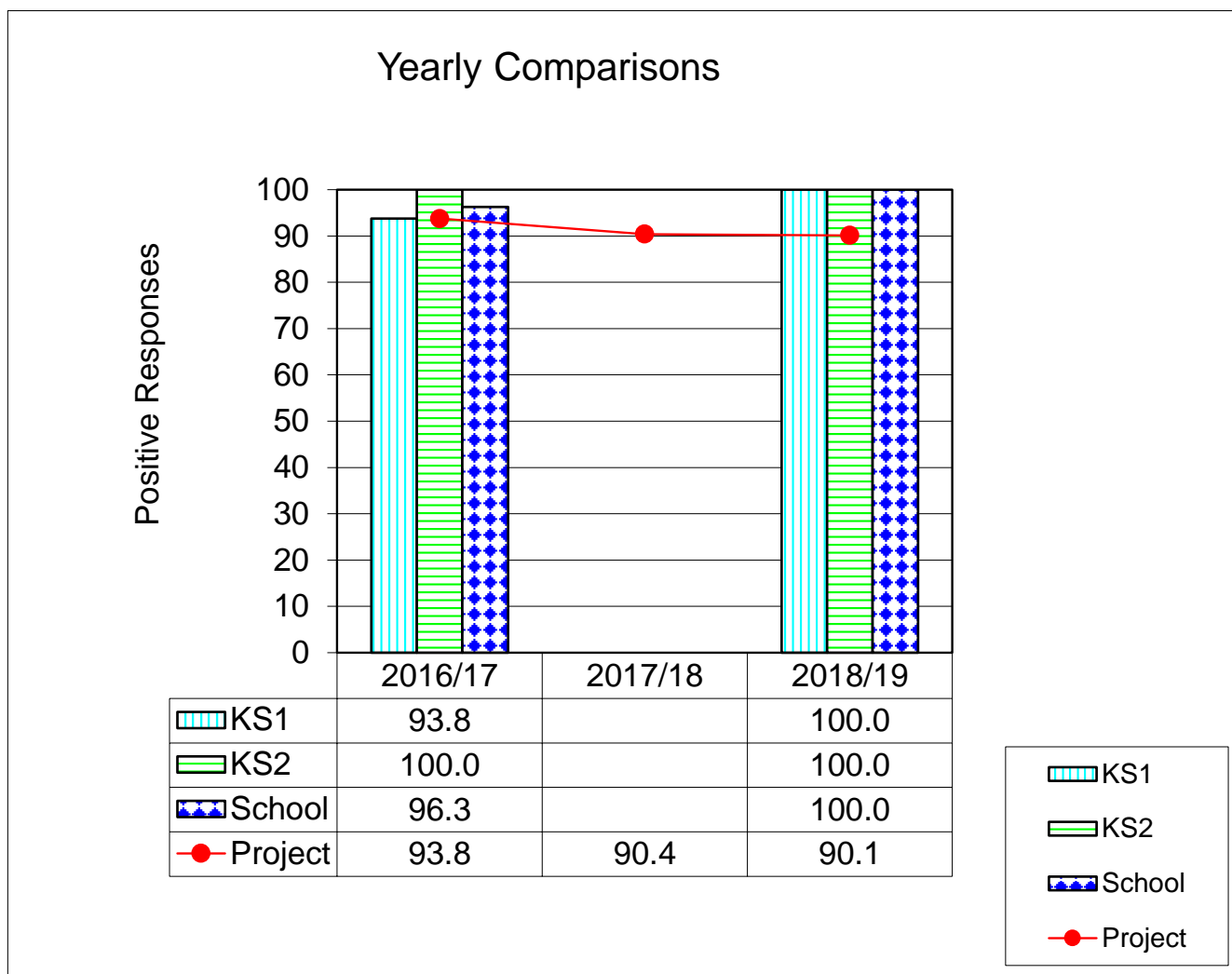
- Parental responses fall within the lower 5% of the project
- Parental responses fall within the upper 5% of the project



Question 22 The school has an effective system for rewarding good behaviour and work.

| Year | Year Group | School | | | | | Project | | |
|---------|------------|--------|-------|-------|----------|-----------|---------|-------|-------|
| | | No. | % Pos | % Neg | % No Res | %ile Rank | No. | % Pos | % Neg |
| 2018/19 | KS1 | 20 | 100.0 | 0.0 | 0.0 | 1 | 237 | 92.4 | 1.3 |
| | KS2 | 24 | 100.0 | 0.0 | 0.0 | 1 | 246 | 93.9 | 2.0 |
| | School | 47 | 100.0 | 0.0 | 0.0 | 1 | 578 | 90.1 | 1.7 |
| 2017/18 | KS1 | | | | | | 282 | 91.1 | 2.5 |
| | KS2 | | | | | | 342 | 89.5 | 6.1 |
| | School | | | | | | 637 | 90.4 | 4.4 |
| 2016/17 | KS1 | 16 | 93.8 | 6.3 | 0.0 | 69 | 395 | 92.4 | 1.3 |
| | KS2 | 11 | 100.0 | 0.0 | 0.0 | 1 | 531 | 95.9 | 1.7 |
| | School | 27 | 96.3 | 3.7 | 0.0 | 35 | 1008 | 93.8 | 1.4 |

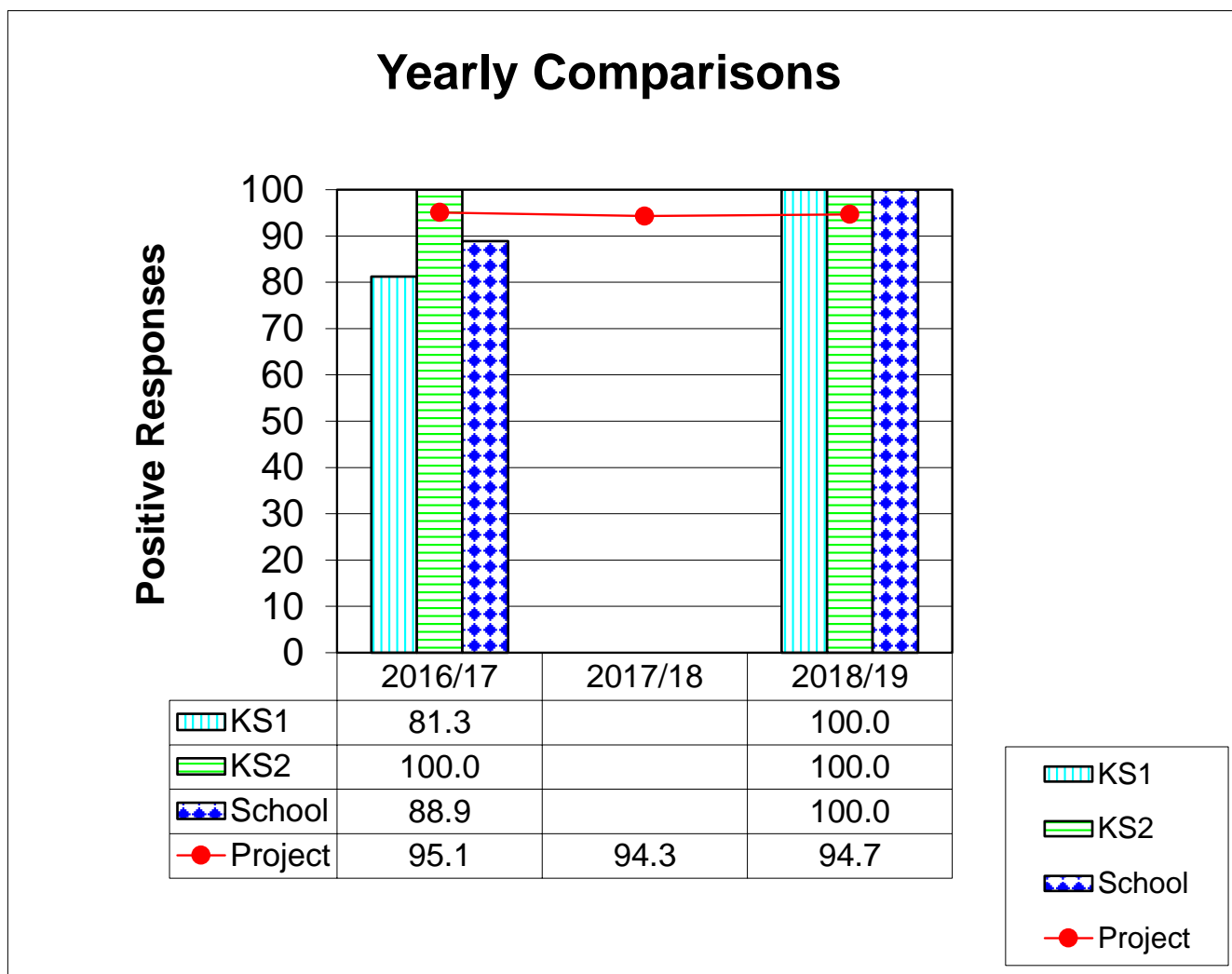
Parental responses fall within the lower 5% of the project
 Parental responses fall within the upper 5% of the project



Question 30 I am happy with the religious aspect of school life which the school offers.

| Year | Year Group | School | | | | | Project | | |
|---------|------------|--------|-------|-------|----------|-----------|---------|-------|-------|
| | | No. | % Pos | % Neg | % No Res | %ile Rank | No. | % Pos | % Neg |
| 2018/19 | KS1 | 20 | 100.0 | 0.0 | 0.0 | 1 | 232 | 97.4 | 0.9 |
| | KS2 | 24 | 100.0 | 0.0 | 0.0 | 1 | 282 | 95.0 | 2.1 |
| | School | 47 | 100.0 | 0.0 | 0.0 | 1 | 563 | 94.7 | 1.6 |
| 2017/18 | KS1 | | | | | | 320 | 93.1 | 1.6 |
| | KS2 | | | | | | 364 | 95.1 | 3.3 |
| | School | | | | | | 702 | 94.3 | 2.4 |
| 2016/17 | KS1 | 16 | 81.3 | 0.0 | 18.8 | 100 | 549 | 94.9 | 1.1 |
| | KS2 | 11 | 100.0 | 0.0 | 0.0 | 1 | 611 | 95.6 | 1.3 |
| | School | 27 | 88.9 | 0.0 | 11.1 | 90 | 1243 | 95.1 | 1.2 |

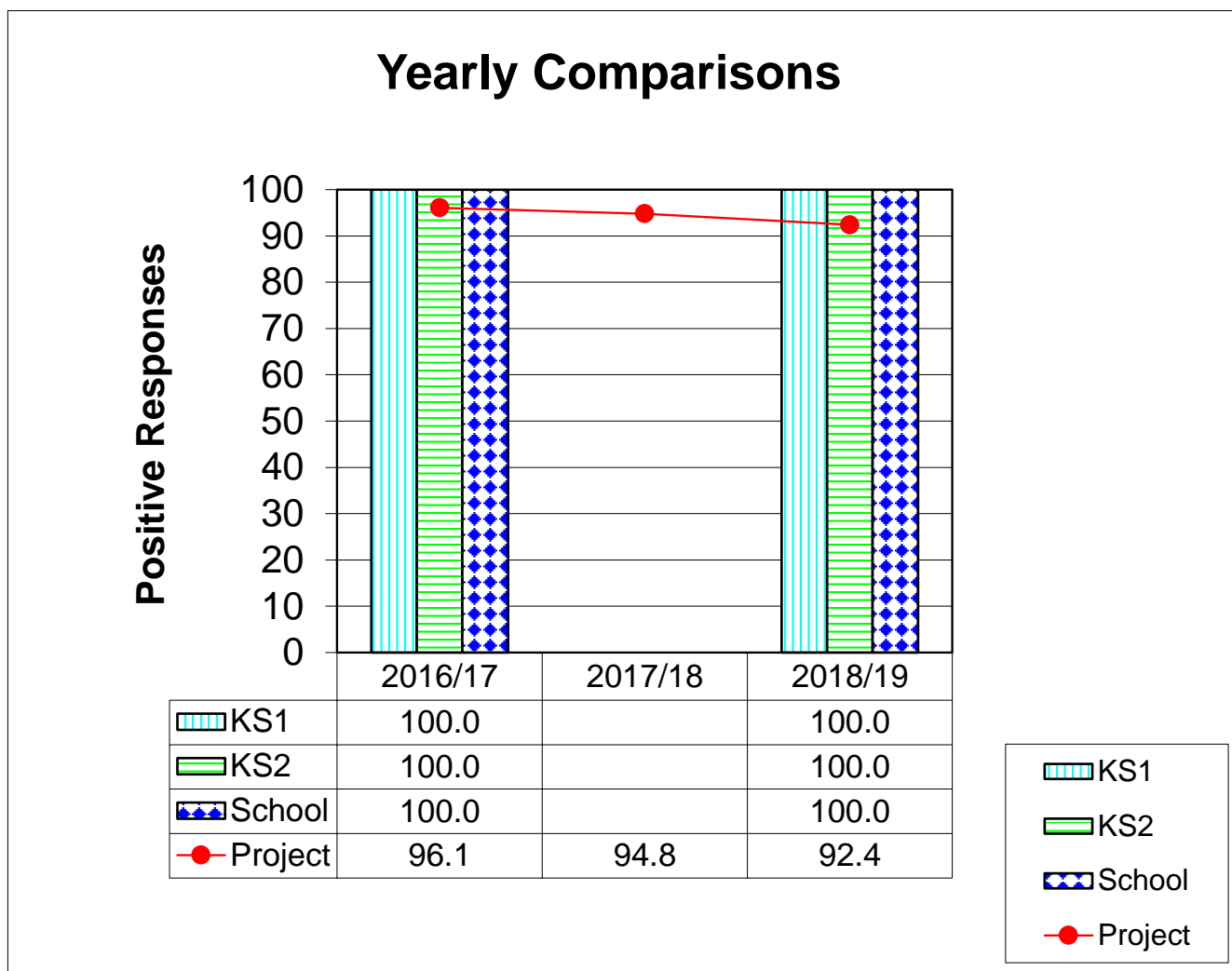
Parental responses fall within the lower 5% of the project
 Parental responses fall within the upper 5% of the project



Question 36 I would recommend this school to a friend.

| Year | Year Group | School | | | | | Project | | |
|---------|------------|--------|-------|-------|----------|-----------|---------|-------|-------|
| | | No. | % Pos | % Neg | % No Res | %ile Rank | No. | % Pos | % Neg |
| 2018/19 | KS1 | 20 | 100.0 | 0.0 | 0.0 | 1 | 542 | 95.8 | 0.4 |
| | KS2 | 24 | 100.0 | 0.0 | 0.0 | 1 | 508 | 94.7 | 2.2 |
| | School | 47 | 100.0 | 0.0 | 0.0 | 1 | 1171 | 92.4 | 1.2 |
| 2017/18 | KS1 | | | | | | 436 | 97.0 | 0.2 |
| | KS2 | | | | | | 501 | 92.8 | 2.0 |
| | School | | | | | | 944 | 94.8 | 1.2 |
| 2016/17 | KS1 | 16 | 100.0 | 0.0 | 0.0 | 1 | 690 | 97.5 | 0.3 |
| | KS2 | 11 | 100.0 | 0.0 | 0.0 | 1 | 749 | 95.3 | 2.7 |
| | School | 27 | 100.0 | 0.0 | 0.0 | 1 | 1534 | 96.1 | 1.6 |

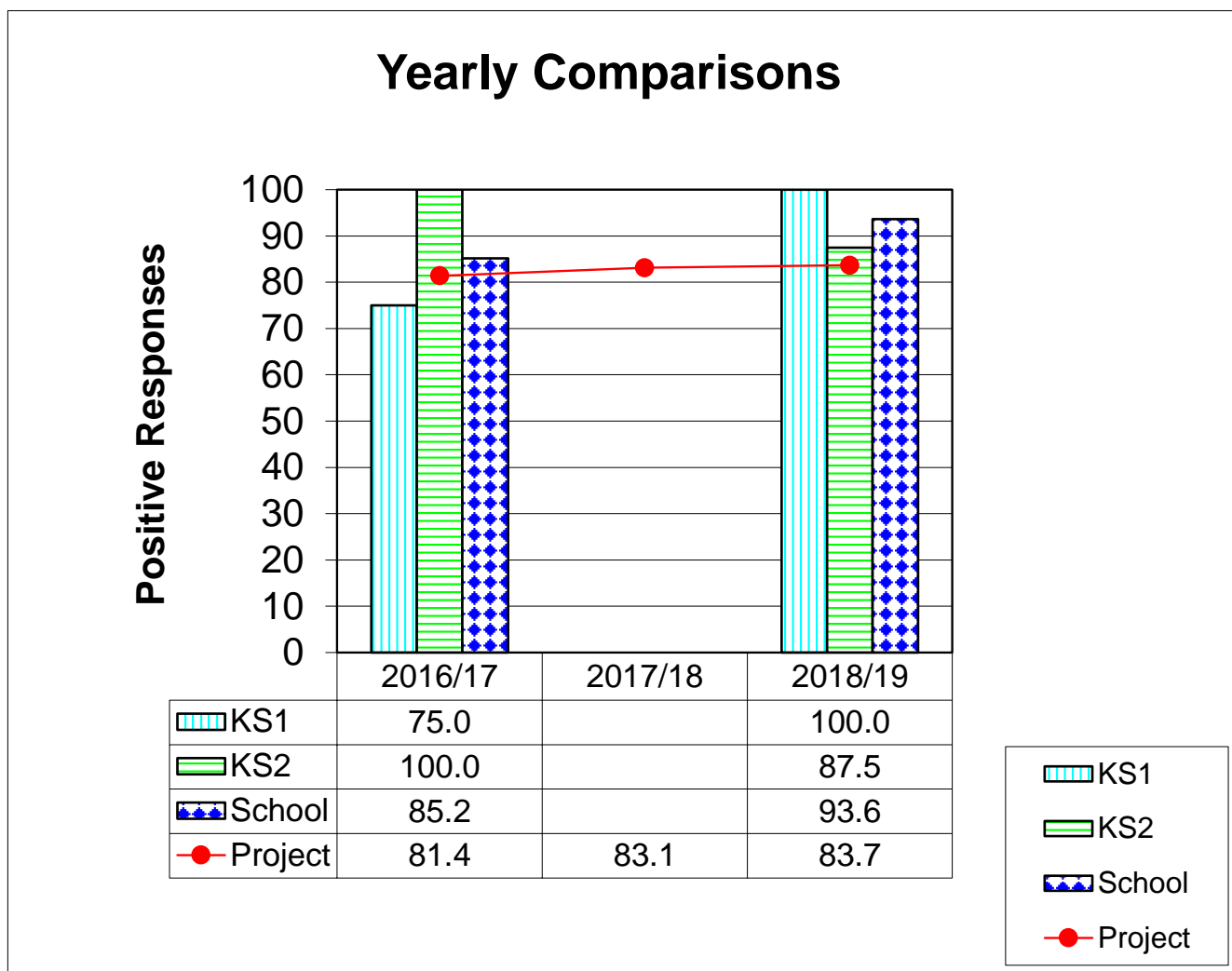
Parental responses fall within the lower 5% of the project
 Parental responses fall within the upper 5% of the project



Question 38 Encourages my child to develop skills and talents.

| Year | Year Group | School | | | | | Project | | |
|---------|------------|--------|-------|-------|----------|-----------|---------|-------|-------|
| | | No. | % Pos | % Neg | % No Res | %ile Rank | No. | % Pos | % Neg |
| 2018/19 | KS1 | 20 | 100.0 | 0.0 | 0.0 | 1 | 283 | 83.0 | 3.2 |
| | KS2 | 24 | 87.5 | 0.0 | 12.5 | 33 | 323 | 84.8 | 4.6 |
| | School | 47 | 93.6 | 0.0 | 6.4 | 1 | 643 | 83.7 | 4.2 |
| 2017/18 | KS1 | | | | | | 317 | 82.3 | 1.6 |
| | KS2 | | | | | | 290 | 83.8 | 4.5 |
| | School | | | | | | 616 | 83.1 | 2.9 |
| 2016/17 | KS1 | 16 | 75.0 | 6.3 | 18.8 | 63 | 209 | 77.0 | 6.7 |
| | KS2 | 11 | 100.0 | 0.0 | 0.0 | 1 | 183 | 85.2 | 6.0 |
| | School | 27 | 85.2 | 3.7 | 11.1 | 38 | 414 | 81.4 | 6.5 |

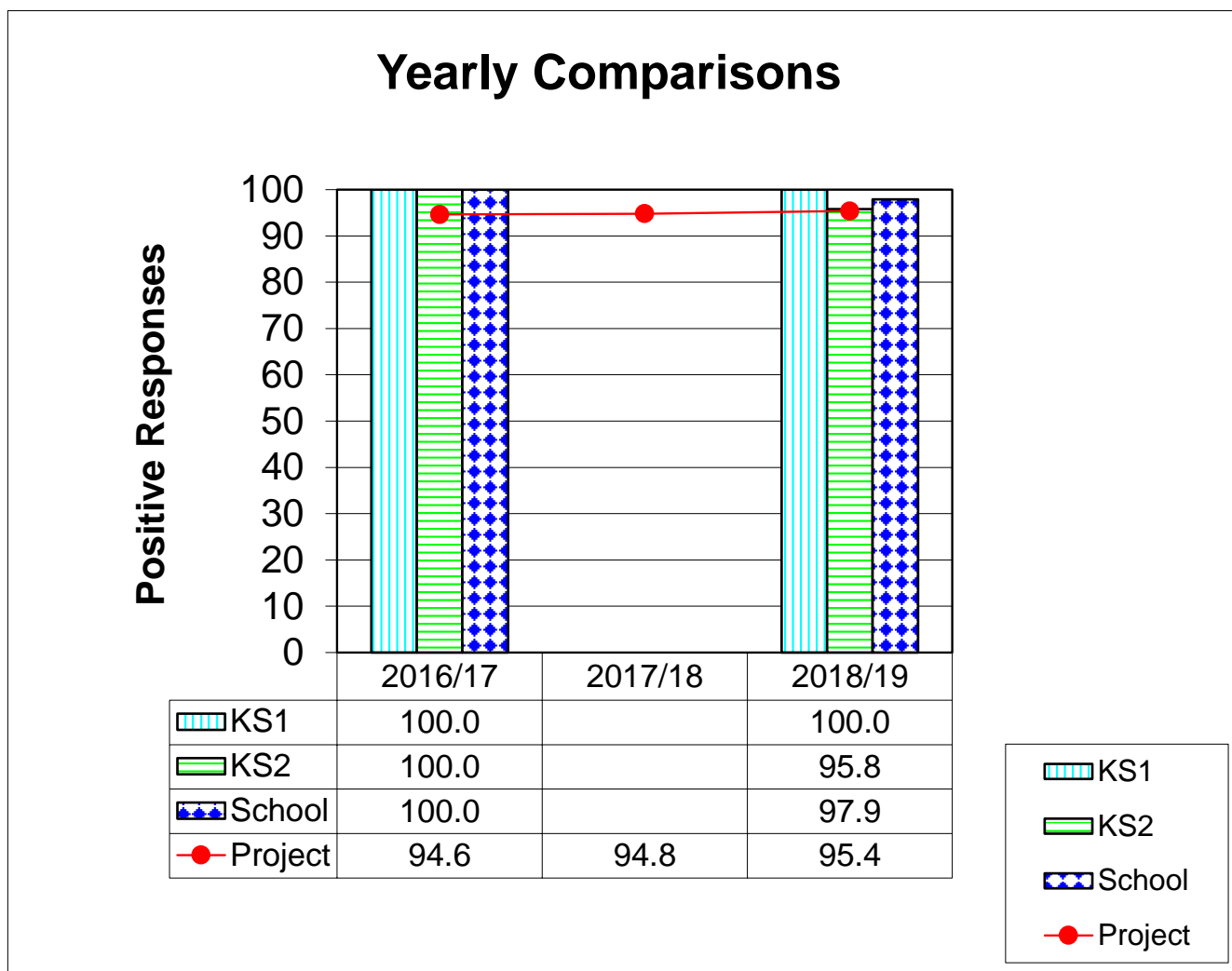
Parental responses fall within the lower 5% of the project
 Parental responses fall within the upper 5% of the project



Question 39 Helps my child to understand a "healthy lifestyle".

| Year | Year Group | School | | | | | Project | | |
|---------|------------|--------|-------|-------|----------|-----------|---------|-------|-------|
| | | No. | % Pos | % Neg | % No Res | %ile Rank | No. | % Pos | % Neg |
| 2018/19 | KS1 | 20 | 100.0 | 0.0 | 0.0 | 1 | 104 | 95.2 | 1.0 |
| | KS2 | 24 | 95.8 | 0.0 | 4.2 | 71 | 139 | 95.7 | 1.4 |
| | School | 47 | 97.9 | 0.0 | 2.1 | 71 | 260 | 95.4 | 1.2 |
| 2017/18 | KS1 | | | | | | 437 | 95.0 | 1.6 |
| | KS2 | | | | | | 444 | 95.5 | 0.9 |
| | School | | | | | | 908 | 94.8 | 1.3 |
| 2016/17 | KS1 | 16 | 100.0 | 0.0 | 0.0 | 1 | 421 | 93.8 | 1.2 |
| | KS2 | 11 | 100.0 | 0.0 | 0.0 | 1 | 412 | 95.4 | 0.7 |
| | School | 27 | 100.0 | 0.0 | 0.0 | 1 | 878 | 94.6 | 0.9 |

Parental responses fall within the lower 5% of the project
 Parental responses fall within the upper 5% of the project



1 My child enjoys school.

| | School | | | | | | Project | | | | | |
|--------|--------|----------------|-------|----------|-------------------|-------------|---------|----------------|-------|----------|-------------------|-------------|
| | Total | Strongly Agree | Agree | Disagree | Strongly Disagree | No Response | Total | Strongly Agree | Agree | Disagree | Strongly Disagree | No Response |
| KS1 | 20 | 60.0 | 35.0 | 5.0 | 0.0 | 0.0 | 1425 | 68.1 | 27.9 | 1.2 | 0.2 | 2.7 |
| KS2 | 24 | 66.7 | 33.3 | 0.0 | 0.0 | 0.0 | 1474 | 59.4 | 36.6 | 1.8 | 0.3 | 1.9 |
| School | 47 | 66.0 | 31.9 | 2.1 | 0.0 | 0.0 | 3216 | 61.3 | 31.7 | 1.5 | 0.2 | 5.3 |

2 My child is making good progress in school.

| | School | | | | | | Project | | | | | |
|--------|--------|----------------|-------|----------|-------------------|-------------|---------|----------------|-------|----------|-------------------|-------------|
| | Total | Strongly Agree | Agree | Disagree | Strongly Disagree | No Response | Total | Strongly Agree | Agree | Disagree | Strongly Disagree | No Response |
| KS1 | 20 | 80.0 | 15.0 | 0.0 | 0.0 | 5.0 | 1425 | 60.6 | 33.5 | 0.7 | 0.1 | 5.0 |
| KS2 | 24 | 62.5 | 37.5 | 0.0 | 0.0 | 0.0 | 1474 | 54.5 | 40.4 | 1.8 | 0.5 | 2.8 |
| School | 47 | 72.3 | 25.5 | 0.0 | 0.0 | 2.1 | 3216 | 55.5 | 36.0 | 1.2 | 0.3 | 6.9 |

3 Children behave well in the school.

| | School | | | | | | Project | | | | | |
|--------|--------|----------------|-------|----------|-------------------|-------------|---------|----------------|-------|----------|-------------------|-------------|
| | Total | Strongly Agree | Agree | Disagree | Strongly Disagree | No Response | Total | Strongly Agree | Agree | Disagree | Strongly Disagree | No Response |
| KS1 | 20 | 60.0 | 40.0 | 0.0 | 0.0 | 0.0 | 1425 | 51.8 | 40.9 | 1.5 | 0.0 | 5.8 |
| KS2 | 24 | 45.8 | 45.8 | 0.0 | 4.2 | 4.2 | 1474 | 46.6 | 44.6 | 2.8 | 0.3 | 5.6 |
| School | 47 | 53.2 | 42.6 | 0.0 | 2.1 | 2.1 | 3216 | 47.9 | 41.3 | 2.1 | 0.2 | 8.5 |

4 The school helps me to support my child's learning at home e.g. with homework

| | School | | | | | | Project | | | | | |
|--------|--------|----------------|-------|----------|-------------------|-------------|---------|----------------|-------|----------|-------------------|-------------|
| | Total | Strongly Agree | Agree | Disagree | Strongly Disagree | No Response | Total | Strongly Agree | Agree | Disagree | Strongly Disagree | No Response |
| KS1 | 20 | 75.0 | 25.0 | 0.0 | 0.0 | 0.0 | 1425 | 57.3 | 34.6 | 2.2 | 0.1 | 5.8 |
| KS2 | 24 | 41.7 | 54.2 | 0.0 | 0.0 | 4.2 | 1474 | 47.2 | 44.1 | 4.1 | 0.7 | 3.9 |
| School | 47 | 59.6 | 38.3 | 0.0 | 0.0 | 2.1 | 3216 | 50.5 | 38.4 | 3.0 | 0.4 | 7.7 |

5 I feel welcome in the school.

| | School | | | | | | Project | | | | | |
|--------|--------|----------------|-------|----------|-------------------|-------------|---------|----------------|-------|----------|-------------------|-------------|
| | Total | Strongly Agree | Agree | Disagree | Strongly Disagree | No Response | Total | Strongly Agree | Agree | Disagree | Strongly Disagree | No Response |
| KS1 | 20 | 80.0 | 20.0 | 0.0 | 0.0 | 0.0 | 1425 | 69.3 | 26.5 | 1.1 | 0.1 | 3.1 |
| KS2 | 24 | 70.8 | 25.0 | 4.2 | 0.0 | 0.0 | 1474 | 64.4 | 31.7 | 1.1 | 0.3 | 2.5 |
| School | 47 | 76.6 | 21.3 | 2.1 | 0.0 | 0.0 | 3216 | 64.3 | 28.5 | 1.1 | 0.3 | 5.9 |

6 My child is always learning new things in school.

| | School | | | | | | Project | | | | | |
|--------|--------|----------------|-------|----------|-------------------|-------------|---------|----------------|-------|----------|-------------------|-------------|
| | Total | Strongly Agree | Agree | Disagree | Strongly Disagree | No Response | Total | Strongly Agree | Agree | Disagree | Strongly Disagree | No Response |
| KS1 | 20 | 90.0 | 5.0 | 0.0 | 0.0 | 5.0 | 1425 | 66.7 | 28.8 | 0.3 | 0.0 | 4.1 |
| KS2 | 24 | 66.7 | 33.3 | 0.0 | 0.0 | 0.0 | 1474 | 58.5 | 37.4 | 0.9 | 0.1 | 3.0 |
| School | 47 | 74.5 | 23.4 | 0.0 | 0.0 | 2.1 | 3216 | 60.4 | 32.3 | 0.6 | 0.1 | 6.6 |

7 I am kept well informed about my child's progress.

| | School | | | | | | Project | | | | | |
|--------|--------|----------------|-------|----------|-------------------|-------------|---------|----------------|-------|----------|-------------------|-------------|
| | Total | Strongly Agree | Agree | Disagree | Strongly Disagree | No Response | Total | Strongly Agree | Agree | Disagree | Strongly Disagree | No Response |
| KS1 | 20 | 55.0 | 25.0 | 15.0 | 0.0 | 5.0 | 1425 | 44.3 | 40.4 | 7.4 | 0.8 | 7.2 |
| KS2 | 24 | 33.3 | 54.2 | 8.3 | 0.0 | 4.2 | 1474 | 43.8 | 43.4 | 7.1 | 1.2 | 4.6 |
| School | 47 | 42.6 | 42.6 | 10.6 | 0.0 | 4.3 | 3216 | 42.8 | 40.7 | 6.7 | 0.9 | 8.8 |

8 The school takes account of my questions, suggestions or concerns.

| | School | | | | | | Project | | | | | |
|--------|--------|----------------|-------|----------|-------------------|-------------|---------|----------------|-------|----------|-------------------|-------------|
| | Total | Strongly Agree | Agree | Disagree | Strongly Disagree | No Response | Total | Strongly Agree | Agree | Disagree | Strongly Disagree | No Response |
| KS1 | 20 | 65.0 | 30.0 | 0.0 | 0.0 | 5.0 | 1425 | 48.7 | 36.8 | 2.0 | 0.5 | 12.0 |
| KS2 | 24 | 37.5 | 54.2 | 0.0 | 4.2 | 4.2 | 1474 | 45.8 | 41.5 | 3.0 | 1.1 | 8.6 |
| School | 47 | 48.9 | 44.7 | 0.0 | 2.1 | 4.3 | 3216 | 45.7 | 38.2 | 2.4 | 0.8 | 12.9 |

9 My child knows what he/she has to do to improve.

| | School | | | | | | Project | | | | | |
|--------|--------|----------------|-------|----------|-------------------|-------------|---------|----------------|-------|----------|-------------------|-------------|
| | Total | Strongly Agree | Agree | Disagree | Strongly Disagree | No Response | Total | Strongly Agree | Agree | Disagree | Strongly Disagree | No Response |
| KS1 | 20 | 35.0 | 50.0 | 5.0 | 0.0 | 10.0 | 1425 | 38.8 | 40.4 | 4.4 | 0.5 | 16.0 |
| KS2 | 24 | 33.3 | 45.8 | 16.7 | 0.0 | 4.2 | 1474 | 45.0 | 43.6 | 3.8 | 0.3 | 7.4 |
| School | 47 | 38.3 | 44.7 | 10.6 | 0.0 | 6.4 | 3216 | 41.1 | 40.8 | 3.9 | 0.4 | 13.9 |

10 The school expects my child to work hard and achieve his or her best.

| | School | | | | | | Project | | | | | |
|--------|--------|----------------|-------|----------|-------------------|-------------|---------|----------------|-------|----------|-------------------|-------------|
| | Total | Strongly Agree | Agree | Disagree | Strongly Disagree | No Response | Total | Strongly Agree | Agree | Disagree | Strongly Disagree | No Response |
| KS1 | 20 | 50.0 | 45.0 | 0.0 | 0.0 | 5.0 | 1425 | 62.9 | 32.4 | 0.3 | 0.0 | 4.5 |
| KS2 | 24 | 62.5 | 33.3 | 0.0 | 0.0 | 4.2 | 1474 | 61.9 | 34.9 | 0.7 | 0.0 | 2.4 |
| School | 47 | 59.6 | 36.2 | 0.0 | 0.0 | 4.3 | 3216 | 60.4 | 32.5 | 0.4 | 0.0 | 6.6 |

11 The school works in close partnership with parents.

| | School | | | | | | Project | | | | | |
|--------|--------|----------------|-------|----------|-------------------|-------------|---------|----------------|-------|----------|-------------------|-------------|
| | Total | Strongly Agree | Agree | Disagree | Strongly Disagree | No Response | Total | Strongly Agree | Agree | Disagree | Strongly Disagree | No Response |
| KS1 | 20 | 55.0 | 40.0 | 0.0 | 0.0 | 5.0 | 1425 | 50.9 | 37.1 | 4.6 | 0.7 | 6.7 |
| KS2 | 24 | 37.5 | 62.5 | 0.0 | 0.0 | 0.0 | 1474 | 45.8 | 42.3 | 5.8 | 0.9 | 5.2 |
| School | 47 | 44.7 | 53.2 | 0.0 | 0.0 | 2.1 | 3216 | 46.7 | 38.8 | 5.0 | 0.8 | 8.7 |

12 The school is helping my child to become mature, responsible and independent.

| | School | | | | | | Project | | | | | |
|--------|--------|----------------|-------|----------|-------------------|-------------|---------|----------------|-------|----------|-------------------|-------------|
| | Total | Strongly Agree | Agree | Disagree | Strongly Disagree | No Response | Total | Strongly Agree | Agree | Disagree | Strongly Disagree | No Response |
| KS1 | 20 | 70.0 | 30.0 | 0.0 | 0.0 | 0.0 | 1425 | 60.8 | 34.1 | 0.8 | 0.0 | 4.4 |
| KS2 | 24 | 50.0 | 41.7 | 0.0 | 4.2 | 4.2 | 1474 | 56.2 | 38.0 | 1.7 | 0.1 | 4.0 |
| School | 47 | 61.7 | 34.0 | 0.0 | 2.1 | 2.1 | 3216 | 56.9 | 34.8 | 1.2 | 0.0 | 7.1 |

13 The school provides a range of "extra" activities outside lesson time.

| | School | | | | | | Project | | | | | |
|--------|--------|----------------|-------|----------|-------------------|-------------|---------|----------------|-------|----------|-------------------|-------------|
| | Total | Strongly Agree | Agree | Disagree | Strongly Disagree | No Response | Total | Strongly Agree | Agree | Disagree | Strongly Disagree | No Response |
| KS1 | 20 | 60.0 | 35.0 | 0.0 | 0.0 | 5.0 | 1425 | 38.5 | 39.3 | 9.3 | 1.2 | 11.7 |
| KS2 | 24 | 50.0 | 45.8 | 0.0 | 0.0 | 4.2 | 1474 | 51.0 | 37.8 | 6.0 | 1.1 | 4.1 |
| School | 47 | 57.4 | 38.3 | 0.0 | 0.0 | 4.3 | 3216 | 44.5 | 37.8 | 7.5 | 1.1 | 9.2 |

14 My child is safe and well cared for at school.

| | School | | | | | | Project | | | | | |
|--------|--------|----------------|-------|----------|-------------------|-------------|---------|----------------|-------|----------|-------------------|-------------|
| | Total | Strongly Agree | Agree | Disagree | Strongly Disagree | No Response | Total | Strongly Agree | Agree | Disagree | Strongly Disagree | No Response |
| KS1 | 20 | 85.0 | 15.0 | 0.0 | 0.0 | 0.0 | 1425 | 71.2 | 26.2 | 0.2 | 0.0 | 2.4 |
| KS2 | 24 | 79.2 | 20.8 | 0.0 | 0.0 | 0.0 | 1474 | 68.7 | 29.3 | 0.5 | 0.2 | 1.2 |
| School | 47 | 83.0 | 17.0 | 0.0 | 0.0 | 0.0 | 3216 | 68.5 | 27.6 | 0.4 | 0.1 | 3.4 |

15 The school values children's views/opinions.

| | School | | | | | | Project | | | | | |
|--------|--------|----------------|-------|----------|-------------------|-------------|---------|----------------|-------|----------|-------------------|-------------|
| | Total | Strongly Agree | Agree | Disagree | Strongly Disagree | No Response | Total | Strongly Agree | Agree | Disagree | Strongly Disagree | No Response |
| KS1 | 20 | 75.0 | 15.0 | 0.0 | 0.0 | 10.0 | 1425 | 53.6 | 34.0 | 0.9 | 0.1 | 11.4 |
| KS2 | 24 | 66.7 | 25.0 | 0.0 | 0.0 | 8.3 | 1474 | 52.9 | 37.9 | 2.1 | 0.3 | 6.8 |
| School | 47 | 72.3 | 19.1 | 0.0 | 0.0 | 8.5 | 3216 | 52.3 | 35.5 | 1.4 | 0.2 | 10.6 |

16 My child is not bullied or harassed at school.

| | School | | | | | | Project | | | | | |
|--------|--------|----------------|-------|----------|-------------------|-------------|---------|----------------|-------|----------|-------------------|-------------|
| | Total | Strongly Agree | Agree | Disagree | Strongly Disagree | No Response | Total | Strongly Agree | Agree | Disagree | Strongly Disagree | No Response |
| KS1 | 20 | 55.0 | 30.0 | 10.0 | 0.0 | 5.0 | 1425 | 55.3 | 36.0 | 2.7 | 0.4 | 5.7 |
| KS2 | 24 | 37.5 | 45.8 | 12.5 | 0.0 | 4.2 | 1474 | 50.1 | 37.0 | 5.4 | 0.9 | 6.5 |
| School | 47 | 44.7 | 40.4 | 10.6 | 0.0 | 4.3 | 3216 | 51.4 | 35.8 | 4.4 | 0.6 | 7.8 |

17 The school is well led and managed.

| | School | | | | | | Project | | | | | |
|--------|--------|----------------|-------|----------|-------------------|-------------|---------|----------------|-------|----------|-------------------|-------------|
| | Total | Strongly Agree | Agree | Disagree | Strongly Disagree | No Response | Total | Strongly Agree | Agree | Disagree | Strongly Disagree | No Response |
| KS1 | 20 | 80.0 | 20.0 | 0.0 | 0.0 | 0.0 | 1425 | 64.3 | 30.8 | 0.8 | 0.2 | 3.9 |
| KS2 | 24 | 70.8 | 25.0 | 0.0 | 0.0 | 4.2 | 1474 | 61.3 | 32.6 | 2.2 | 0.5 | 3.5 |
| School | 47 | 76.6 | 21.3 | 0.0 | 0.0 | 2.1 | 3216 | 61.5 | 31.2 | 1.5 | 0.4 | 5.4 |

18 My child is treated fairly.

| | School | | | | | | Project | | | | | |
|--------|--------|----------------|-------|----------|-------------------|-------------|---------|----------------|-------|----------|-------------------|-------------|
| | Total | Strongly Agree | Agree | Disagree | Strongly Disagree | No Response | Total | Strongly Agree | Agree | Disagree | Strongly Disagree | No Response |
| KS1 | 20 | 65.0 | 30.0 | 5.0 | 0.0 | 0.0 | 1425 | 61.5 | 33.8 | 0.8 | 0.0 | 3.9 |
| KS2 | 24 | 66.7 | 25.0 | 4.2 | 0.0 | 4.2 | 1474 | 56.7 | 37.7 | 2.1 | 0.1 | 3.4 |
| School | 47 | 68.1 | 25.5 | 4.3 | 0.0 | 2.1 | 3216 | 58.1 | 35.0 | 1.5 | 0.1 | 5.3 |

22 The school has an effective system for rewarding good behaviour and work.

| | School | | | | | | Project | | | | | |
|--------|--------|----------------|-------|----------|-------------------|-------------|---------|----------------|-------|----------|-------------------|-------------|
| | Total | Strongly Agree | Agree | Disagree | Strongly Disagree | No Response | Total | Strongly Agree | Agree | Disagree | Strongly Disagree | No Response |
| KS1 | 20 | 80.0 | 20.0 | 0.0 | 0.0 | 0.0 | 237 | 62.4 | 30.0 | 0.8 | 0.4 | 6.3 |
| KS2 | 24 | 62.5 | 37.5 | 0.0 | 0.0 | 0.0 | 246 | 56.1 | 37.8 | 1.2 | 0.8 | 4.1 |
| School | 47 | 72.3 | 27.7 | 0.0 | 0.0 | 0.0 | 578 | 57.1 | 33.0 | 1.2 | 0.5 | 8.1 |

30 I am happy with the religious aspect of school life which the school offers.

| | School | | | | | | Project | | | | | |
|--------|--------|----------------|-------|----------|-------------------|-------------|---------|----------------|-------|----------|-------------------|-------------|
| | Total | Strongly Agree | Agree | Disagree | Strongly Disagree | No Response | Total | Strongly Agree | Agree | Disagree | Strongly Disagree | No Response |
| KS1 | 20 | 75.0 | 25.0 | 0.0 | 0.0 | 0.0 | 232 | 66.8 | 30.6 | 0.4 | 0.4 | 1.7 |
| KS2 | 24 | 58.3 | 41.7 | 0.0 | 0.0 | 0.0 | 282 | 60.3 | 34.8 | 1.8 | 0.4 | 2.8 |
| School | 47 | 68.1 | 31.9 | 0.0 | 0.0 | 0.0 | 563 | 61.5 | 33.2 | 1.2 | 0.4 | 3.7 |

36 I would recommend this school to a friend.

| | School | | | | | | Project | | | | | |
|--------|--------|----------------|-------|----------|-------------------|-------------|---------|----------------|-------|----------|-------------------|-------------|
| | Total | Strongly Agree | Agree | Disagree | Strongly Disagree | No Response | Total | Strongly Agree | Agree | Disagree | Strongly Disagree | No Response |
| KS1 | 20 | 90.0 | 10.0 | 0.0 | 0.0 | 0.0 | 542 | 71.4 | 24.4 | 0.2 | 0.2 | 3.9 |
| KS2 | 24 | 83.3 | 16.7 | 0.0 | 0.0 | 0.0 | 508 | 68.7 | 26.0 | 1.8 | 0.4 | 3.1 |
| School | 47 | 87.2 | 12.8 | 0.0 | 0.0 | 0.0 | 1171 | 67.9 | 24.5 | 0.9 | 0.3 | 6.4 |

38 Encourages my child to develop skills and talents.

| | School | | | | | | Project | | | | | |
|--------|--------|----------------|-------|----------|-------------------|-------------|---------|----------------|-------|----------|-------------------|-------------|
| | Total | Strongly Agree | Agree | Disagree | Strongly Disagree | No Response | Total | Strongly Agree | Agree | Disagree | Strongly Disagree | No Response |
| KS1 | 20 | 60.0 | 40.0 | 0.0 | 0.0 | 0.0 | 283 | 44.5 | 38.5 | 2.8 | 0.4 | 13.8 |
| KS2 | 24 | 54.2 | 33.3 | 0.0 | 0.0 | 12.5 | 323 | 42.7 | 42.1 | 4.3 | 0.3 | 10.5 |
| School | 47 | 55.3 | 38.3 | 0.0 | 0.0 | 6.4 | 643 | 43.9 | 39.8 | 3.9 | 0.3 | 12.1 |

39 Helps my child to understand a "healthy lifestyle".

| | School | | | | | | Project | | | | | |
|--------|--------|----------------|-------|----------|-------------------|-------------|---------|----------------|-------|----------|-------------------|-------------|
| | Total | Strongly Agree | Agree | Disagree | Strongly Disagree | No Response | Total | Strongly Agree | Agree | Disagree | Strongly Disagree | No Response |
| KS1 | 20 | 60.0 | 40.0 | 0.0 | 0.0 | 0.0 | 104 | 60.6 | 34.6 | 1.0 | 0.0 | 3.8 |
| KS2 | 24 | 58.3 | 37.5 | 0.0 | 0.0 | 4.2 | 139 | 52.5 | 43.2 | 1.4 | 0.0 | 2.9 |
| School | 47 | 57.4 | 40.4 | 0.0 | 0.0 | 2.1 | 260 | 55.0 | 40.4 | 1.2 | 0.0 | 3.5 |